

1

2

3

4

NOTES:

(1) PURGE ALL WATER SUPPLY LINES TO REMOVE SOLIDS PRIOR TO TOY INSTALLATION.

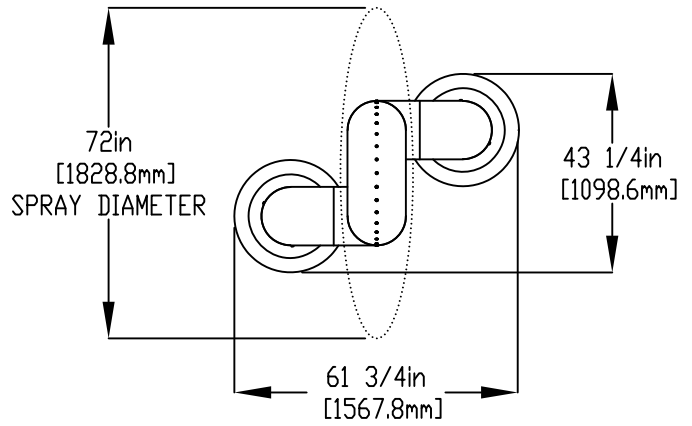
(2) PROVIDE ELECTRICAL BOND WITH POOL REBAR.

(3) INSTALL ALL WATER TOYS PLUMB AND LEVEL.

(4) PROVIDE STRAINER UPSTREAM OF TOY WITH MAX 1/32" (.08mm) PERFORATIONS.

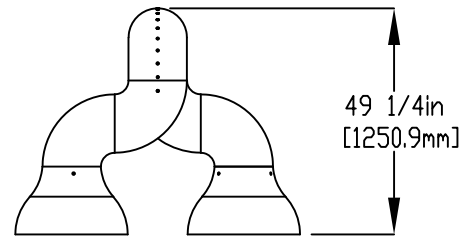
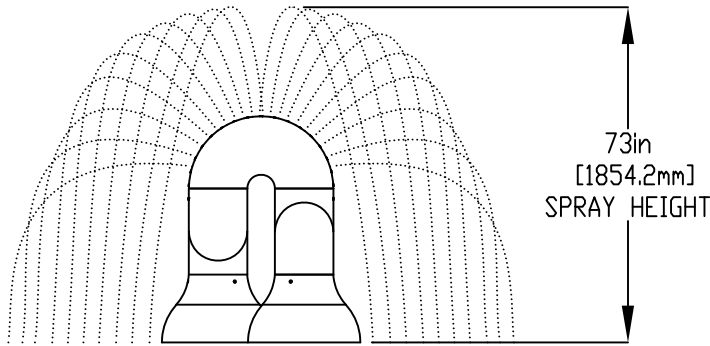
A

A



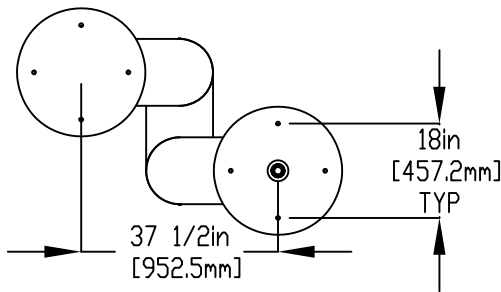
B

B



C

C



BOLT PATTERN

D

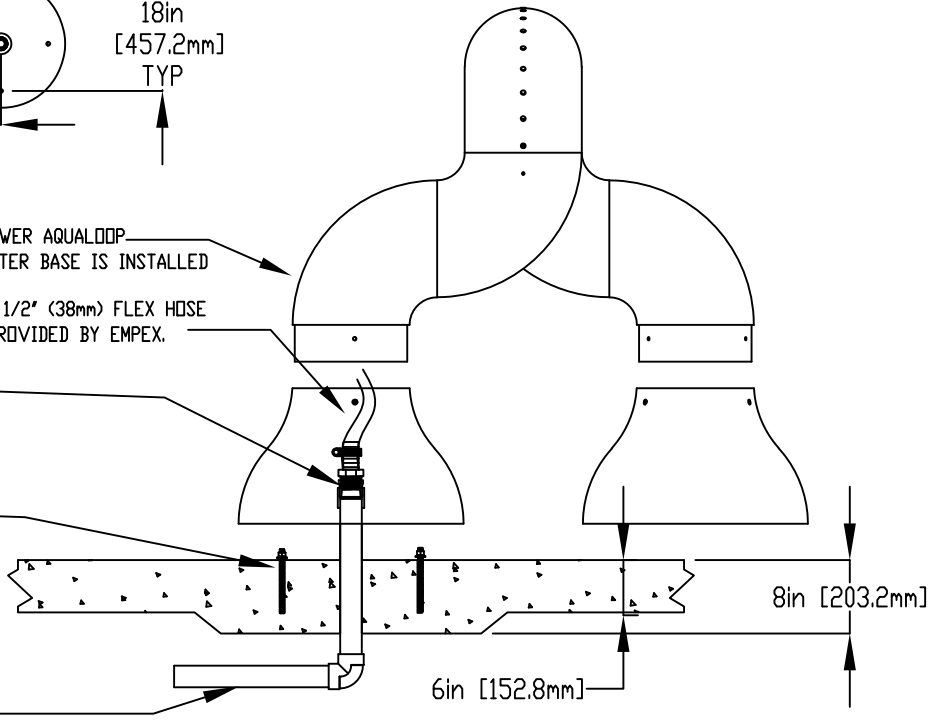
D

LOWER AQUALOOP AFTER BASE IS INSTALLED

1 1/2" (38mm) FLEX HOSE PROVIDED BY EMPEX.

2" (50mm) COUPLING
2" (50mm) - 1 1/2" (38mm) REDUCER
1 1/2" (38mm) HOSEBARB W/ SS CLAMP TO BE PROVIDED BY CONTRACTOR

1/2" (13mm) X 8" (203mm) 316SS THREADED ROD C/W FENDER WASHER, LOCK WASHER & NUT. (X4), MINIMUM 6" (152mm) EMBEDMENT, EPOXY SET ANCHOR ADHESIVE. TO BE PROVIDED BY CONTRACTOR



WATERFEED
2" (50mm) SCH 40 PVC PIPE
6" (152mm) ABOVE SLAB.

E

E

F

F

Notes: Overall dimensions of toys are approximate.
Approximate Weight: 92lbs / 41.8kgs

© EMPEX WATERTOYS



WATER SUPPLY

50 gpm @ 25 psi
3.15 L/S @ 17.5m

AQUALOOP DOLCE

AD808

01/05/2020

SCALE:

Sheet
1 of 1

1

2

3

4