

NOTES:


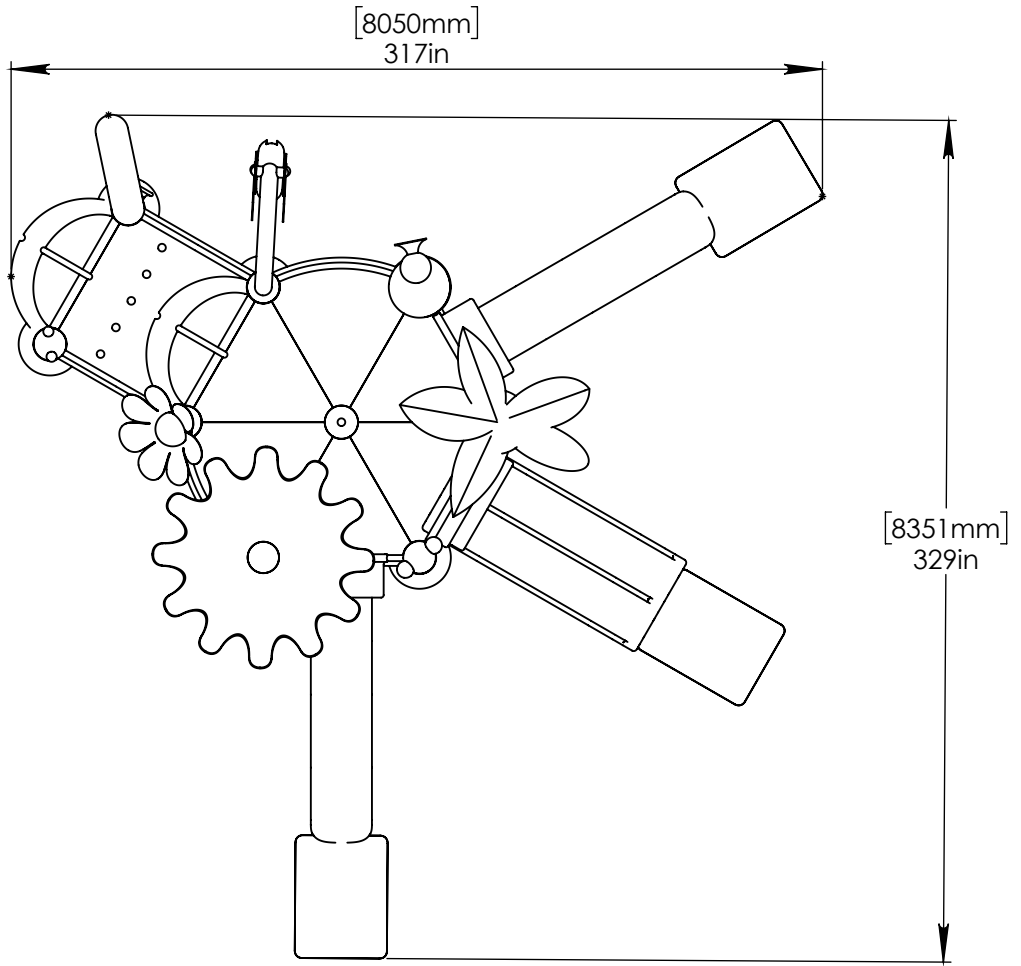
(1) PROVIDE ELECTRICAL BOND WITH POOL REBAR.

(2) 2 PART EPOXY MAY BE USED IN LIEU OF INSERT ANCHOR.

(3) PURGE ALL WATER SUPPLY LINES TO REMOVE SOLIDS PRIOR TO TOY INSTALLATION.

(4) INSTALL ALL WATER TOYS PLUMB AND LEVEL.

(5) PROVIDE STRAINER UPSTREAM OF TOY WITH MAX 1#32" (0.8mm) PERFORATIONS.



Notes : (1) Dual Dimensions
 (2) Outer dimensions of toys are approximate.

© EMPEX WATER TOYS
 JAN 24, 2017

Scale
 N.T.S.

WATER SUPPLY
 430 gpm @ 25 psi
 27.1 L/S @17.5m

AQUADEK

C410-TR-3S

Edition

Sheet
 1/2

A

HEADER TO BE SUPPLIED BY EMPEX

(3) 2" (50mm) VALVES:
(3) AQUAFOLO

(7) 1" (25mm) VALVES:
(1) AQUAPALM
(1) AQUADUK
(1) MONKEY FINEAL
(1) AQUAFLO
(1) FROG FINEAL
(1) AQUAGATOR
(1) VERTICAL JETS

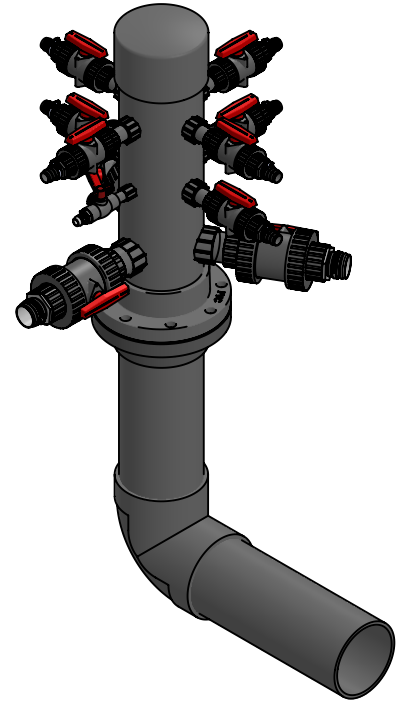
(1) 0.5" (13mm) VALVES:
AQUADUNK

6" (150mm)
FLANGE NOT
PROVIDED BY
EMPEX

POOL SLAB

[879mm]
35in

6" (150mm) PVC SCH 40
WATERFEED

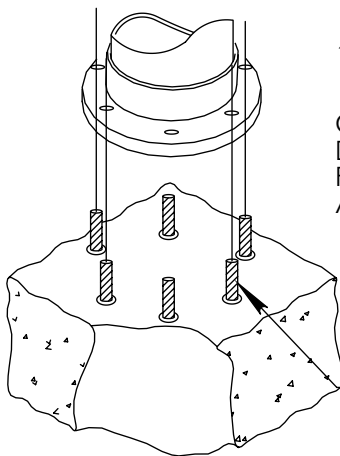


B

C

D

E

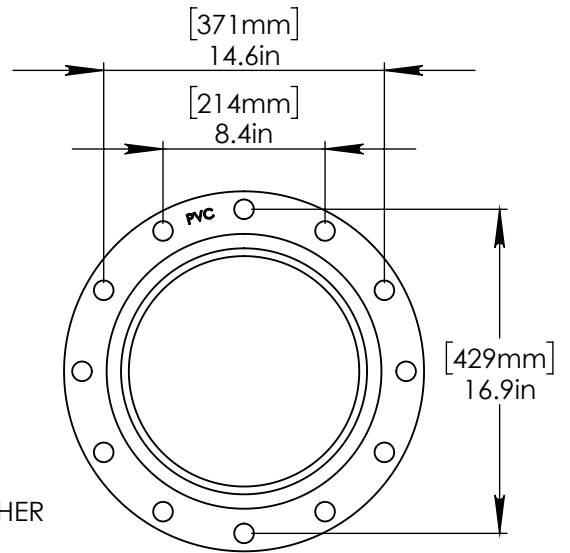


12" (300mm) COLUMN

CONCRETE TO BE
DRILLED ON SITE
FOR PLACEMENT OF
ANCHORS.

5/8 (16mm) CONCRETE
ANCHORS WITH NUT, LOCK WASHER
AND WASHER. MIN
6 ANCHORS.

12" (300mm) MIN
SLAB THICKNESS



12" FLANGE

F



Notes : (1) Dual Dimensions
(2) Outer dimensions of toys are approximate.

C EMPEX WATER TOYS
JAN 24, 2017

Scale
N.T.S.

WATER SUPPLY

430 gpm @ 25 psi
27.1 L/S @ 17.5m

AQUADEK

C410-TR-3S

Edition

Sheet
2/2

A

B

C

D

E

F