

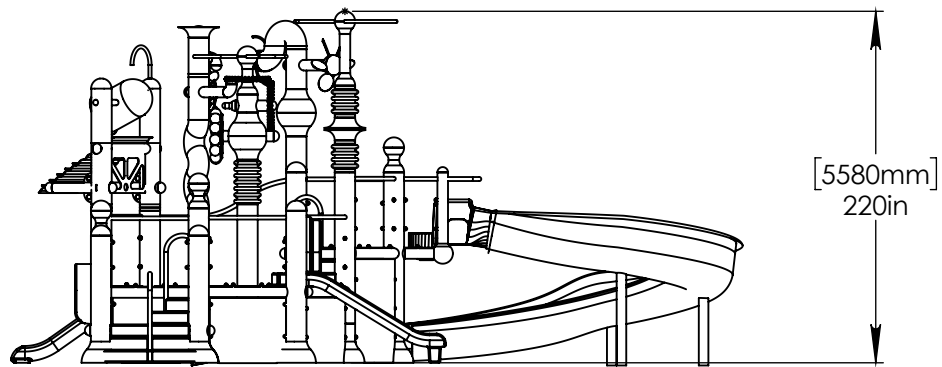
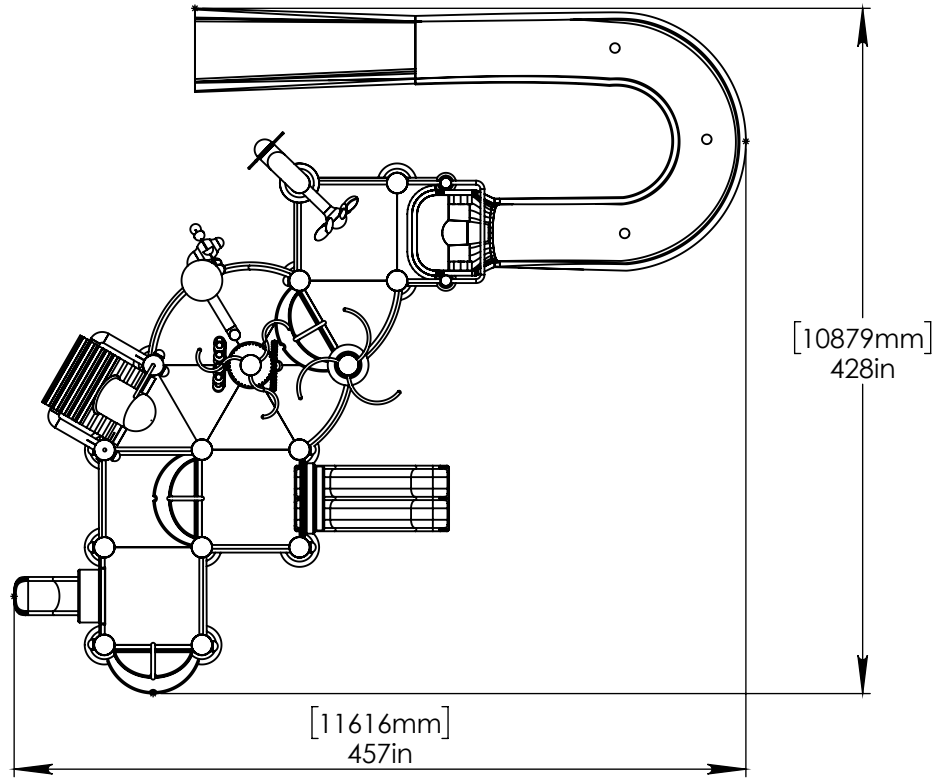
NOTES:

(1) PURGE ALL WATER SUPPLY LINES TO REMOVE SOLIDS PRIOR TO TOY INSTALLATION.

(2) PROVIDE ELECTRICAL BOND WITH POOL REBAR.

(3) INSTALL ALL WATER TOYS PLUMB AND LEVEL.

(4) PROVIDE STRAINER UPSTREAM OF TOY WITH MAX 1/32" (0.8mm) PERFORATIONS.



Notes: Overall dimensions of toys are approximate.

© EMPEX WATERTOYS

WATER SUPPLY
 30 gpm @ 25 psi
 1.89L/S @ 17.5m

AQUADEK

C610-246D

7/21/2016

SCALE:
1:120

Sheet
1 of 2

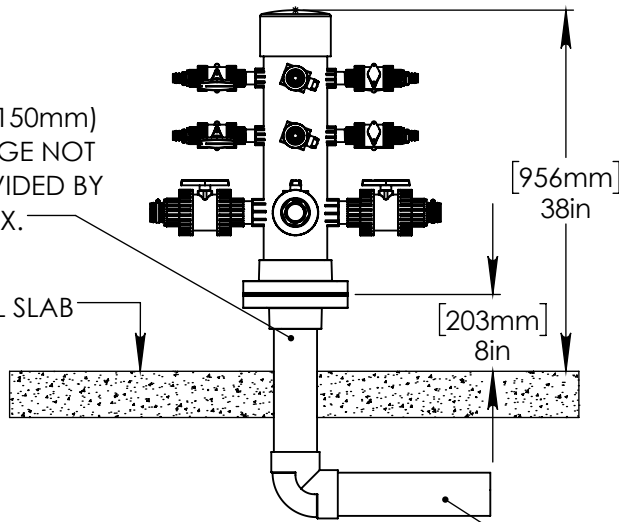
HEADER PROVIDED BY EMPEX

- (4) 2" (50mm) VALVES:
- (3) FIBERGLASS SLIDE
- (1) AQUADUNKER

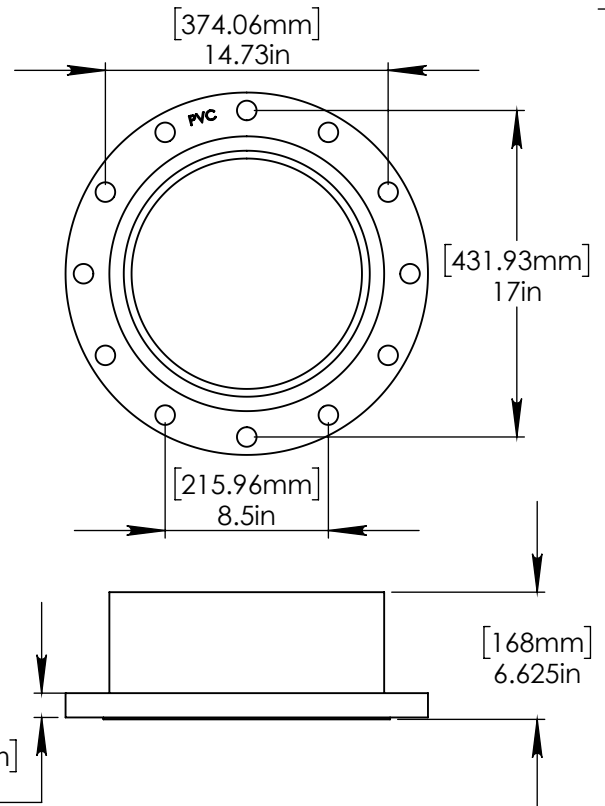
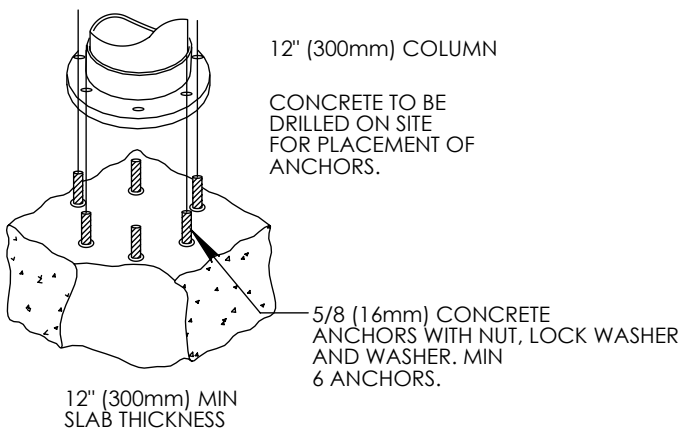

- (8) 1" (25mm) VALVES:
- AQUASWIRL
- AQUAWIZZ
- AQUAMILL
- AQUANOODLE
- (4) FINIALS

4"-6" (100-150mm) FLANGE NOT PROVIDED BY EMPEX.

POOL SLAB



6"(150mm) PVC SCH 40 WATERFEED.



Notes: Overall dimensions of toys are approximate.

© EMPEX WATERTOYS

WATER SUPPLY
 520 gpm @ 25 psi
 32.8 L/S @ 17.5m

AQUADEK

C610-246D

7/21/2016

SCALE:
1:20

Sheet
2 of 2