

NOTES:

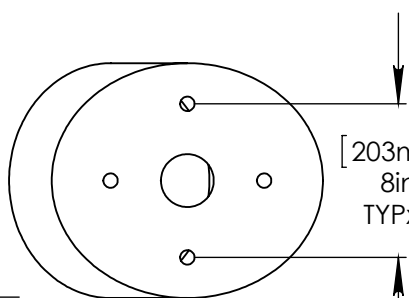
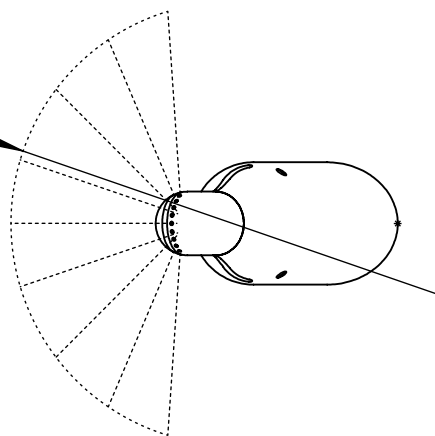
(1) PURGE ALL WATER SUPPLY LINES TO REMOVE SOLIDS PRIOR TO TOY INSTALLATION.

(2) PROVIDE ELECTRICAL BOND WITH POOL REBAR.

(3) INSTALL ALL WATER TOYS PLUMB AND LEVEL.

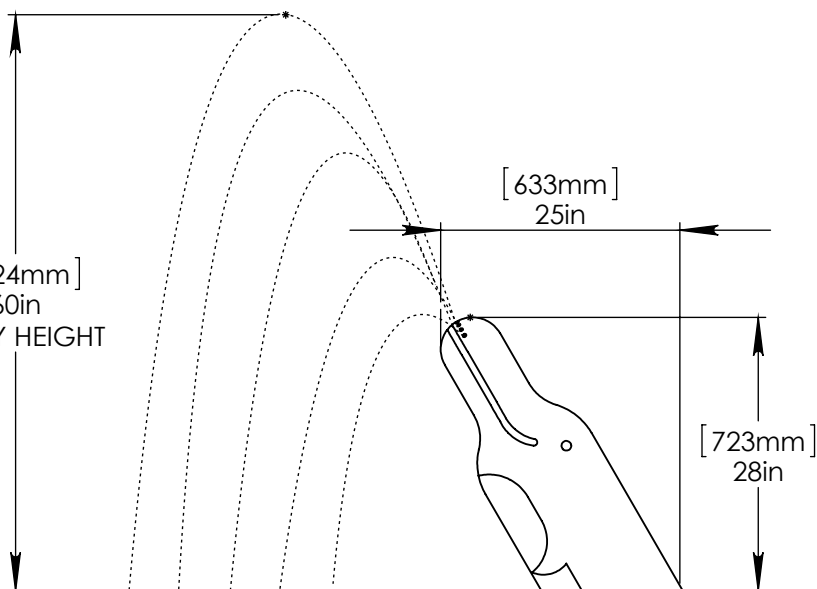
(4) PROVIDE STRAINER UPSTREAM OF TOY WITH MAX $1\frac{1}{32}$ " (0.8mm) PERFORATIONS.

[2134mm]
Ø84in
SPRAY DIAMETER NTS



BOLT PATTERN

[1524mm]
60in
SPRAY HEIGHT



LOWER TOY ONCE BASE IS ANCHORED TO THE GROUND.

1/2" (13mm) STAINLESS STEEL (316) THREADED ROD, WASHER, LOCK WASHER, & NUT. SUGGESTED 7" (180mm) THREADED ROD WITH 6" (150mm) EMBEDMENT.

2" (50mm) PVC SCH 40 PIPE EXTENDED 4" (100mm) ABOVE POOL SLAB.

1" (25mm) HOSE SUPPLIED BY EMPEX.

2" (50mm) TO 1" (25mm) REDUCER TO BE SUPPLIED BY CONTRACTOR.

[203mm]
8in



Notes: Overall dimensions of toys are approximate.

© EMPEX WATERTOYS

WATER SUPPLY

30 gpm @ 25 psi
1.89L/S @ 17.5m

AQUAFLIP

M502

11/4/2014

SCALE:
1:20

Sheet
1 of 1