

1

2

3

4

NOTES:

(1) PURGE ALL WATER SUPPLY LINES TO REMOVE SOLIDS PRIOR TO TOY INSTALLATION.

(2) PROVIDE ELECTRICAL BOND WITH POOL REBAR.

(3) INSTALL ALL WATER TOYS PLUMB AND LEVEL.

(4) PROVIDE STRAINER UPSTREAM OF TOY WITH MAX 1#32" (0.8mm) PERFORATIONS.

A

A

B

B

C

C

D

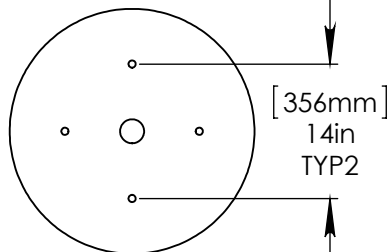
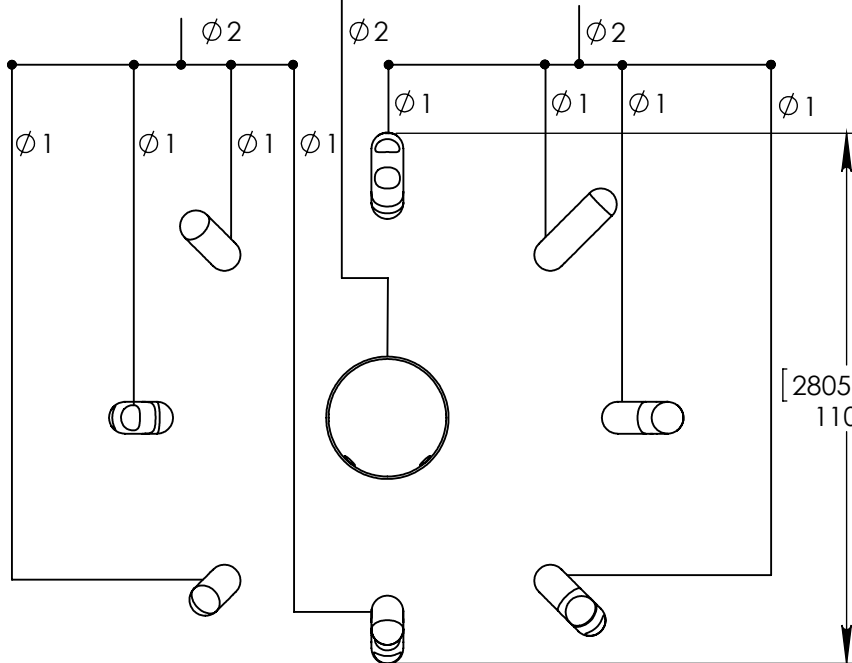
D

E

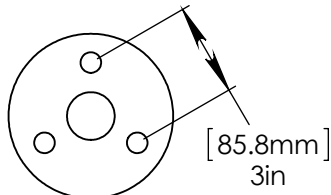
E

F

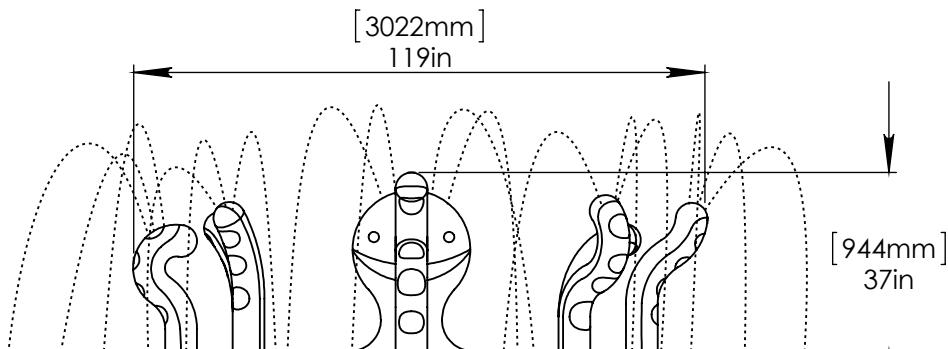
F



FLANGE DETAIL



FLANGE DETAIL



STAINLESS STEEL (316)  
 0.5" (13mm) THREADED ROD, WASHER,  
 LOCK WASHER, & NUT.  
 THREADED ROD LENGTH 5" (130mm)  
 WITH 4" (100mm) EMBEDMENT TYP.

1" (25mm) FLEX HOSE  
 PROVIDED BY EMPEX.

2" (50mm)-1" (25mm) FITTING  
 AND HOSE BARB TO BE SUPPLIED  
 BY CONTRACTOR.

2" (50mm) SCH 40 PVC  
 WATERFEED TO BE EXTENDED  
 8" (203mm) ABOVE SLAB.

1" (25mm)-0.5" (13mm) FITTING  
 AND HOSE BARB TO BE  
 SUPPLIED BY CONTRACTOR.  
 TYP x 8.

1" (25mm) PVC SCH 40  
 WATER FEED.

2" (50mm) PVC SCH 40  
 WATER FEED.

Notes: Overall dimensions of toys are approximate.

© EMPEX WATERTOYS



WATER SUPPLY  
 120 gpm @ 25 psi  
 7.6 L/S @17.5m

# AQUAPUS

M504

8/20/2015

SCALE:  
 1:40

Sheet  
 1 of 1

1

2

3

4