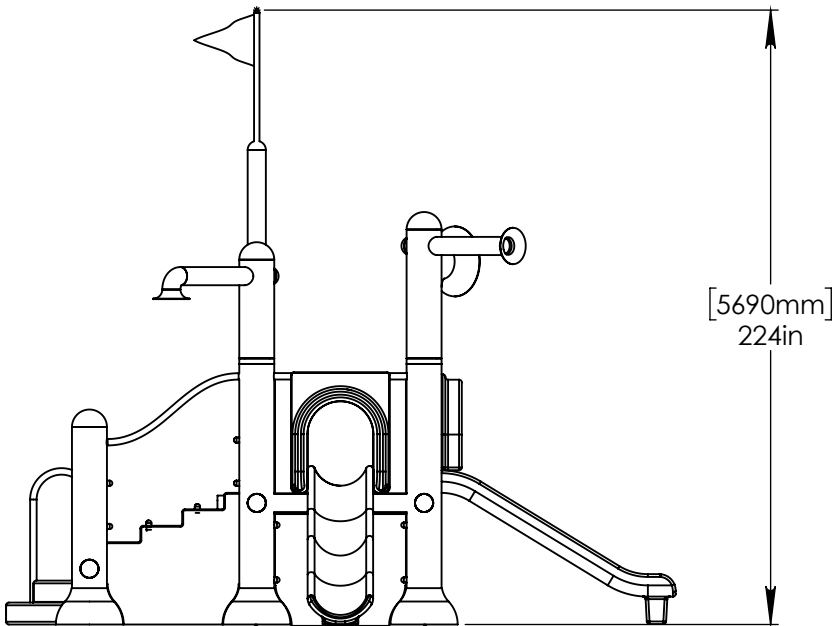
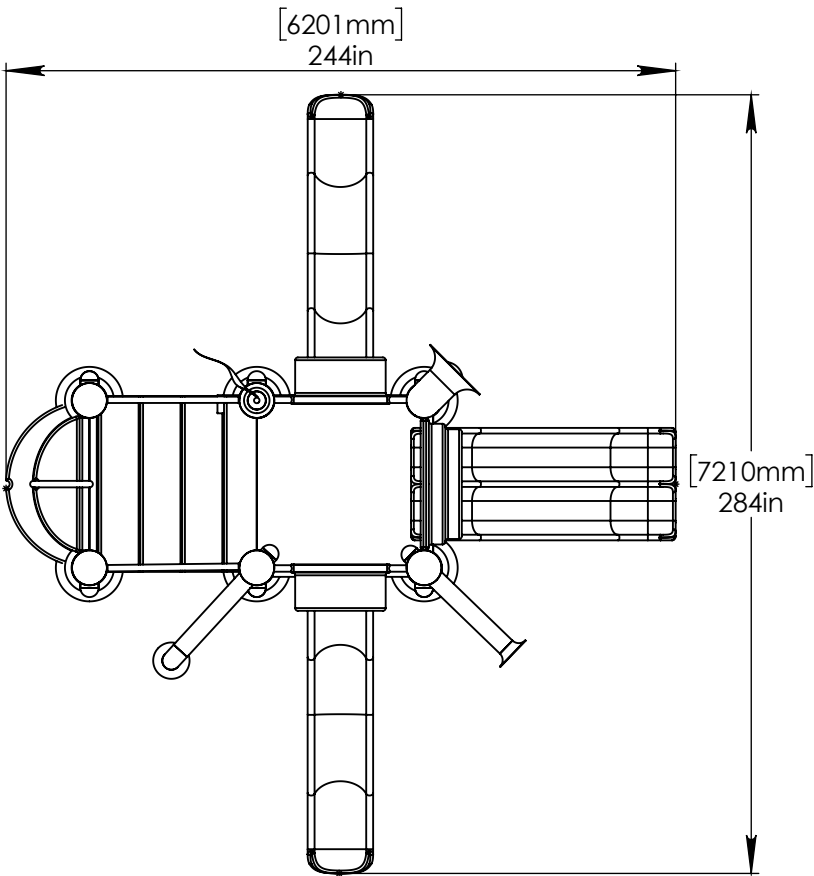


NOTES:

- (1) PURGE ALL WATER SUPPLY LINES TO REMOVE SOLIDS PRIOR TO TOY INSTALLATION.
- (2) PROVIDE ELECTRICAL BOND WITH POOL REBAR.
- (3) INSTALL ALL WATER TOYS PLUMB AND LEVEL.
- (4) PROVIDE STRAINER UPSTREAM OF TOY WITH MAX 1#32" (0.8mm) PERFORATIONS.



Notes: Overall dimensions of toys are approximate.

© EMPEX WATERTOYS

WATER SUPPLY  
220 gpm @ 25 psi  
13.9 L/S @17.5m

AQUADEK

T410-3S

7/25/2016

SCALE:  
1:70

Sheet  
1 of 2

HEADER PROVIDED  
BY EMPEX

(1) 2" (50mm) VALVES:  
AQUAFALLS

(2) 1.5" (38mm) VALVES:  
AQUAFLAG  
AQUAFAN

(1) 1" (25mm) VALVE:  
AQUASHOWER

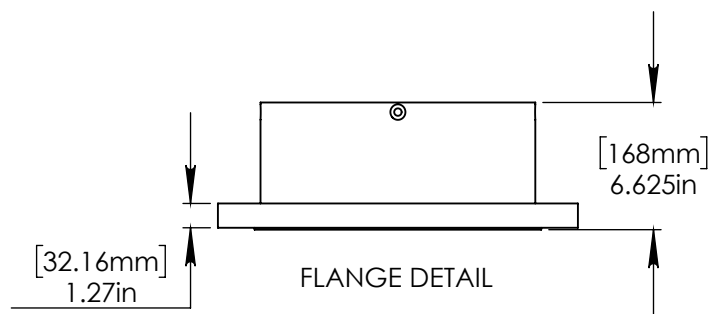
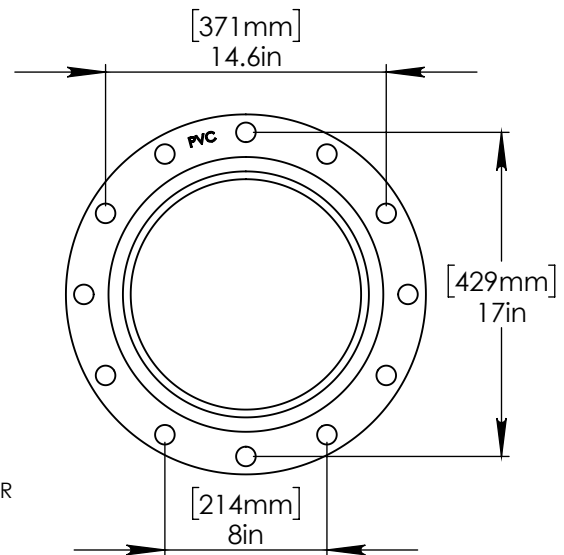
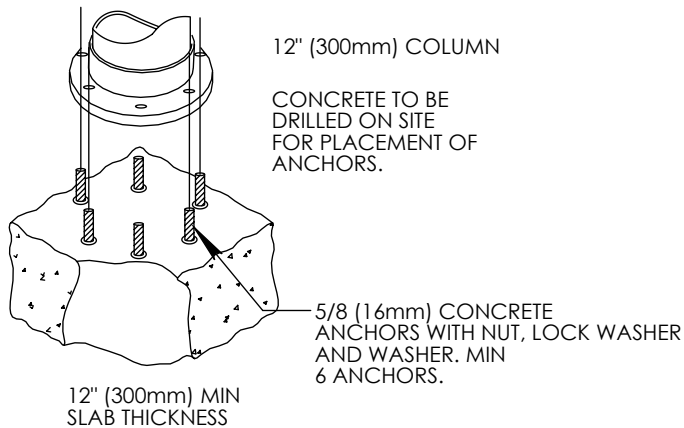
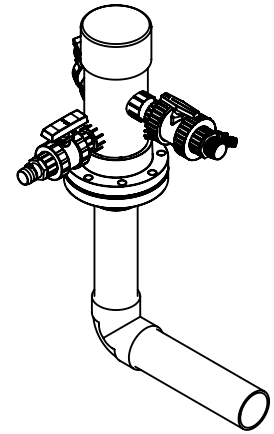
4"-6"  
(100mm-150mm)  
FLANGE NOT  
PROVIDED BY  
EMPEX.

POOL SLAB

[676mm]  
27in

[203mm]  
8in

4" (100mm) PVC SCH 40  
WATERFEED.



Notes: Overall dimensions of toys are approximate.

© EMPEX WATERTOYS

WATER SUPPLY

220 gpm @ 25 psi  
13.9 L/S @ 17.5m

**AQUADEK**

**T410-3S**

7/25/2016

SCALE:  
1:10

Sheet  
2 of 2