


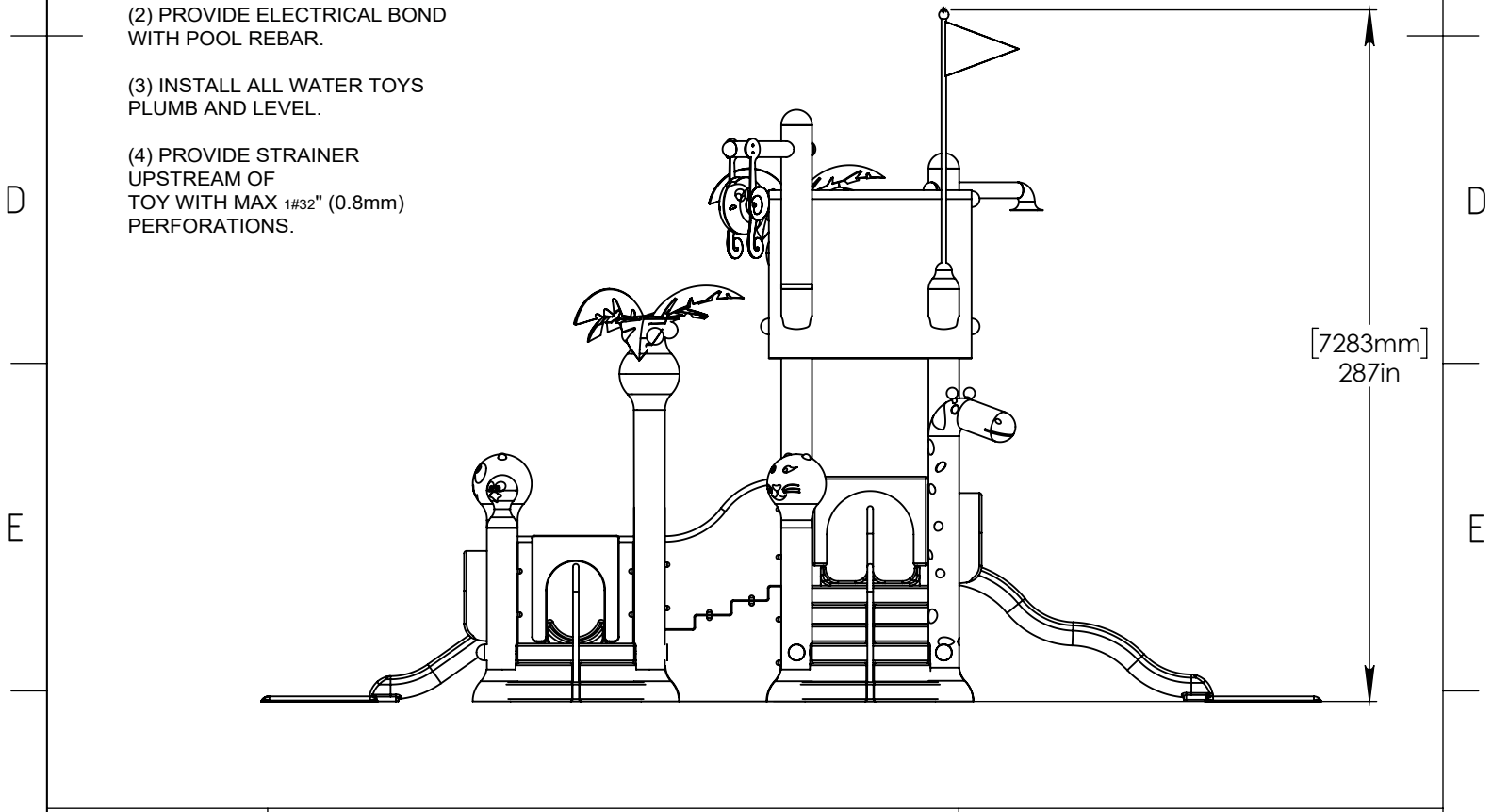
NOTES:

(1) PURGE ALL WATER SUPPLY LINES TO REMOVE SOLIDS PRIOR TO TOY INSTALLATION.

(2) PROVIDE ELECTRICAL BOND WITH POOL REBAR.

(3) INSTALL ALL WATER TOYS PLUMB AND LEVEL.

(4) PROVIDE STRAINER UPSTREAM OF TOY WITH MAX 1/32" (0.8mm) PERFORATIONS.



Notes: Overall dimensions of toys are approximate.

© EMPEX WATERTOYS

WATER SUPPLY
220 gpm @ 25 psi
14L/S @17.5m

AQUADEK

T410-Z-242R

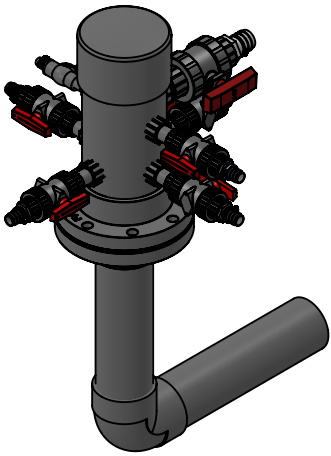
7/22/2016

SCALE:
1:75

Sheet
1 of 2

A

A



TOTAL 7 MANIFOLDS VALVES:
 (1) 1/2" VALVE FOR TIPPER
 (5) 1" VALVES FOR FINIAL, SHOWER, PANDA, GIRAFFE, TIGER.
 (1) 1 1/2" VALVE FOR FLAG

B

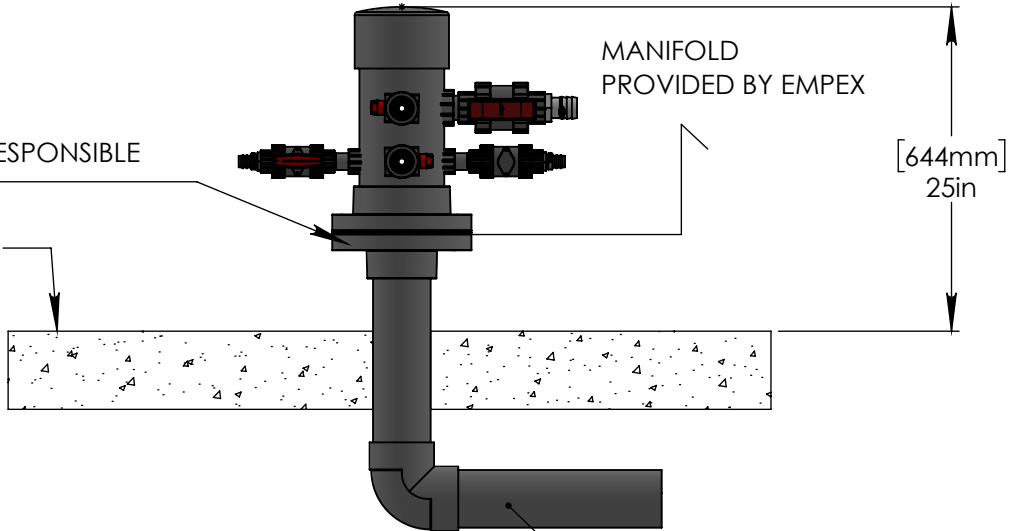
B

CLIENT IS RESPONSIBLE
 BY CLIENT.

POOL SLAB

MANIFOLD
 PROVIDED BY EMPEX

[644mm]
 25in



4"(100mm) SCH 40 PVC
 WATERFEED.

C

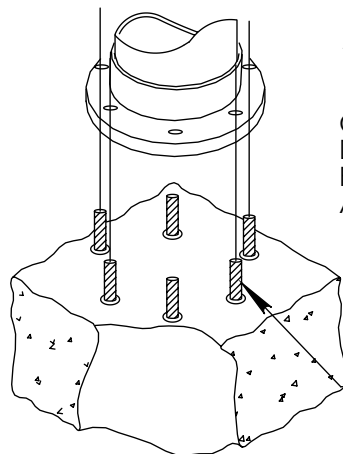
C

D

D

12" (300mm) COLUMN

CONCRETE TO BE
 DRILLED ON SITE
 FOR PLACEMENT OF
 ANCHORS.



5/8 (16mm) CONCRETE
 ANCHORS WITH NUT, LOCK WASHER
 AND WASHER. MIN
 6 ANCHORS.

12" (300mm) MIN
 SLAB THICKNESS

E

E

F

F



Notes: Overall dimensions of toys are approximate.

© EMPEX WATERTOYS

WATER SUPPLY
 220 gpm @ 25 psi
 14L/S @17.5m

AQUADEK

T410-Z-242R

7/22/2016

SCALE:
 1:15

Sheet
 2 of 2