

A

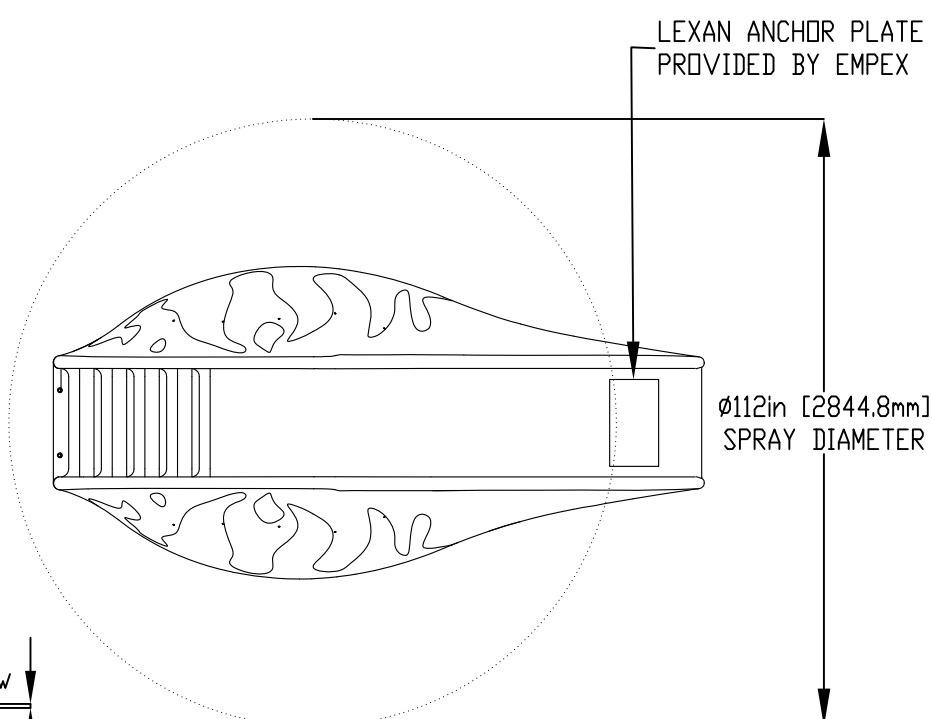
NOTES:

- (1) PURGE ALL WATER SUPPLY LINES TO REMOVE SOLIDS PRIOR TO TOY INSTALLATION.
- (2) PROVIDE ELECTRICAL BOND WITH POOL REBAR.
- (3) INSTALL ALL WATER TOYS PLUMB AND LEVEL.
- (4) PROVIDE STRAINER UPSTREAM OF TOY WITH MAX 1/32" (0.8mm) PERFORATIONS.

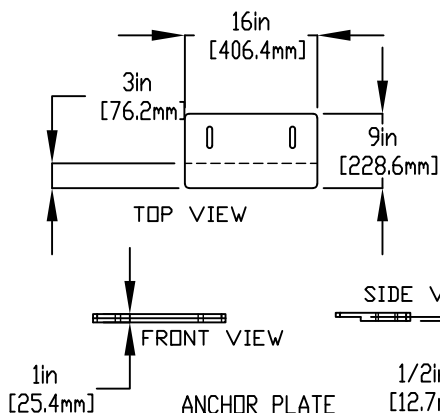
B

A

B

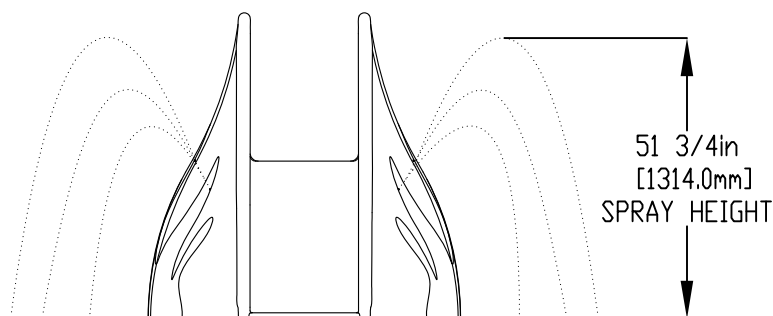
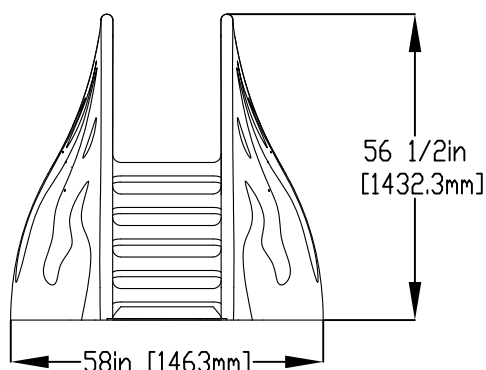


C



D

D



E

E

2" (50mm) COUPLING
2" (50mm)-1" (25mm) REDUCER
1" (25mm) HOSEBARB W/SS CLAMP
TO BE PROVIDED BY CONTRACTOR

1/2" (13mm) X 1-1/2" (38mm) 316SS
COUNTER SINK SCREW WITH
2" (50mm) FEMALE ANCHORS (X2)
PROVIDED BY EMPEX
EPOXY SET ANCHOR ADHESIVE

1" (25mm) FLEX HOSE
PROVIDED BY EMPEX

1/2" (13mm) X 8" (203mm) 316SS
THREADED ROD C/W FENDER WASHER,
LOCK WASHER & NUT (X2), MINIMUM
6" (152mm) EMBEDMENT, EPOXY SET
ANCHOR ADHESIVE
TO BE PROVIDED BY CONTRACTOR

MAX WATER
DEPTH
0-12in [311mm]

WATERFEED
2" (50mm) SCH 40 PVD PIPE
EXTENDED 6" (152mm) ABOVE SLAB.

8in [203mm]

F

F



Notes: Overall dimensions of toys are approximate.
Approximate Weight 156lbs / 70.9kgs

© EMPEX WATERTOYS

WATER SUPPLY

30 gpm @ 25 psi
1.89L/S @17.5m

AQUAWAVE FIRE

T450-AF

15/03/2022

SCALE:

Sheet
1 of 1