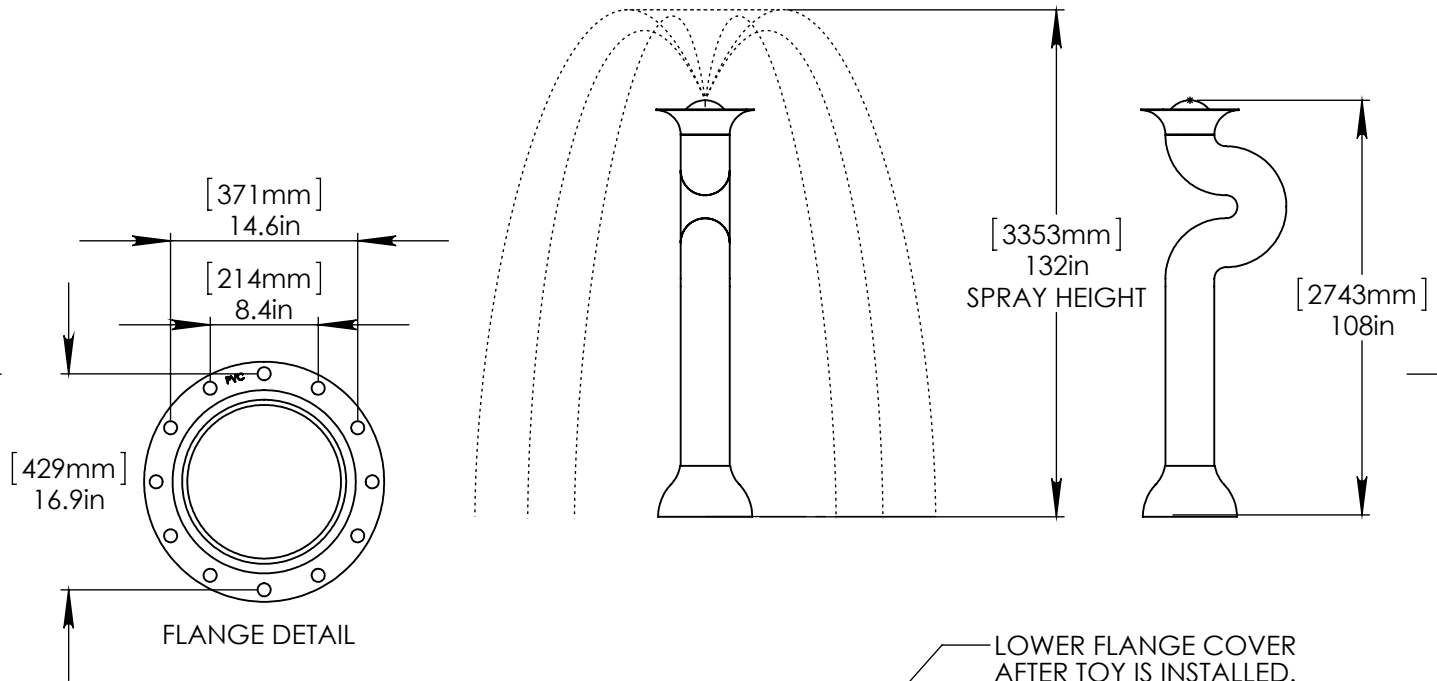
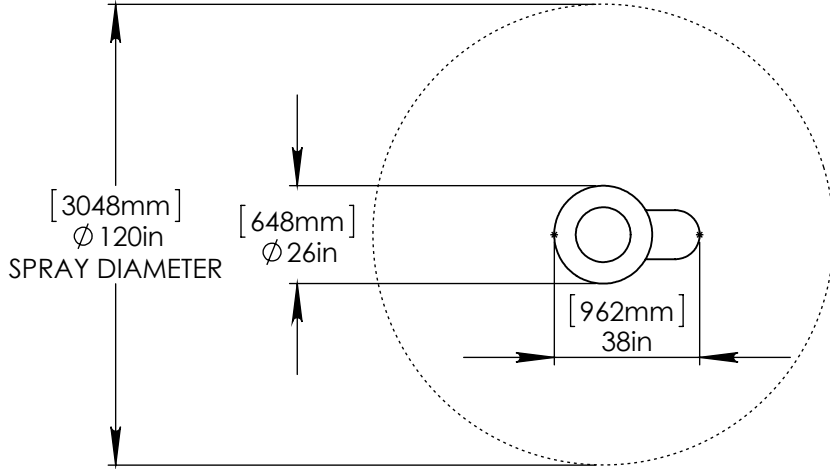


NOTES:

- (1) PURGE ALL WATER SUPPLY LINES TO REMOVE SOLIDS PRIOR TO TOY INSTALLATION.
- (2) PROVIDE ELECTRICAL BOND WITH POOL REBAR.
- (3) INSTALL ALL WATER TOYS PLUMB AND LEVEL.
- (4) PROVIDE STRAINER UPSTREAM OF TOY WITH MAX 1#32" (0.8mm) PERFORATIONS.



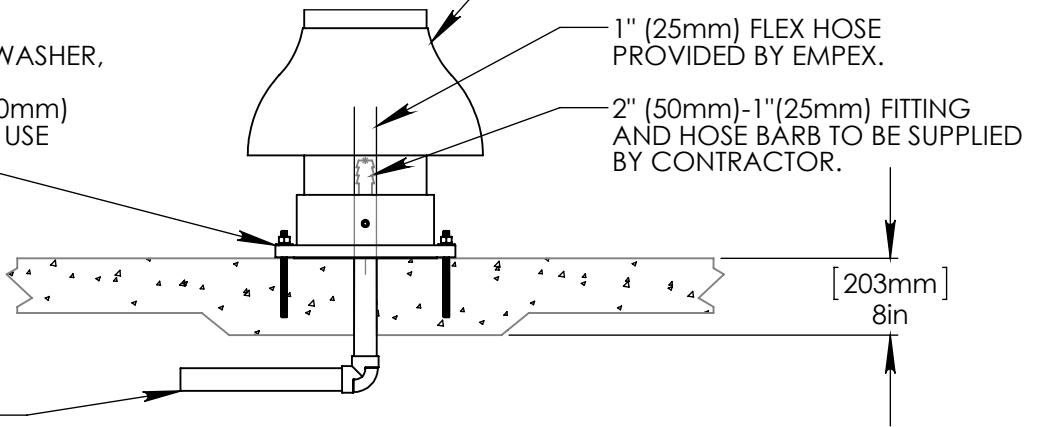
STAINLESS STEEL (316)
5/8" (16mm) THREADED ROD, WASHER,
LOCK WASHER, & NUT.
THREADED ROD LENGTH 9" (230mm)
WITH 6" (150mm) EMBEDMENT. USE
MINIMUM 6 ANCHORS.

LOWER FLANGE COVER
AFTER TOY IS INSTALLED.

1" (25mm) FLEX HOSE
PROVIDED BY EMPEX.

2" (50mm)-1" (25mm) FITTING
AND HOSE BARB TO BE SUPPLIED
BY CONTRACTOR.

2" (50mm) SCH 40 PVC
WATERFEED TO BE EXTENDED
8" (200mm) ABOVE SLAB.



Notes: Overall dimensions of toys are approximate.

© EMPEX WATERTOYS



WATER SUPPLY
35 gpm @ 25 psi
2.21 L/S @ 17.5m

AQUAKINK

T865

11/5/2014

SCALE:
1:50

Sheet
1 of 1