

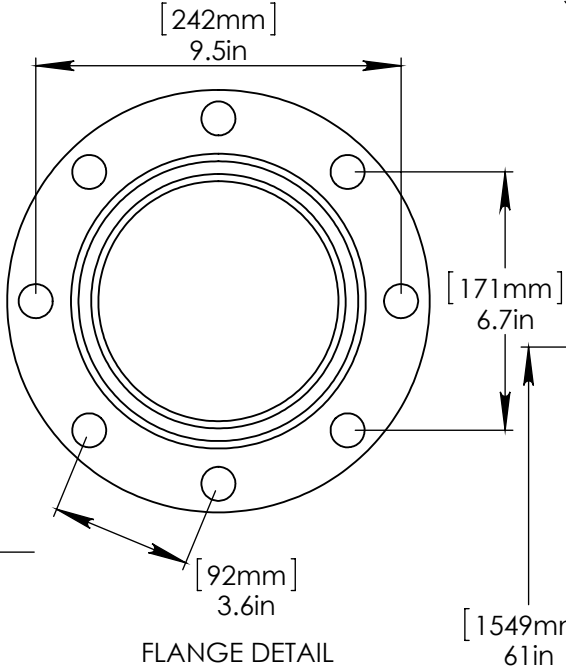
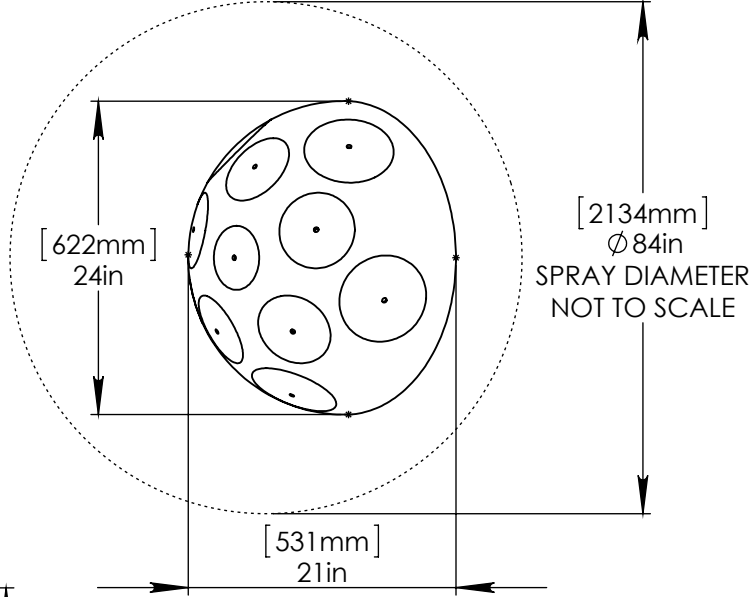
NOTES:

(1) PURGE ALL WATER SUPPLY LINES TO REMOVE SOLIDS PRIOR TO TOY INSTALLATION.

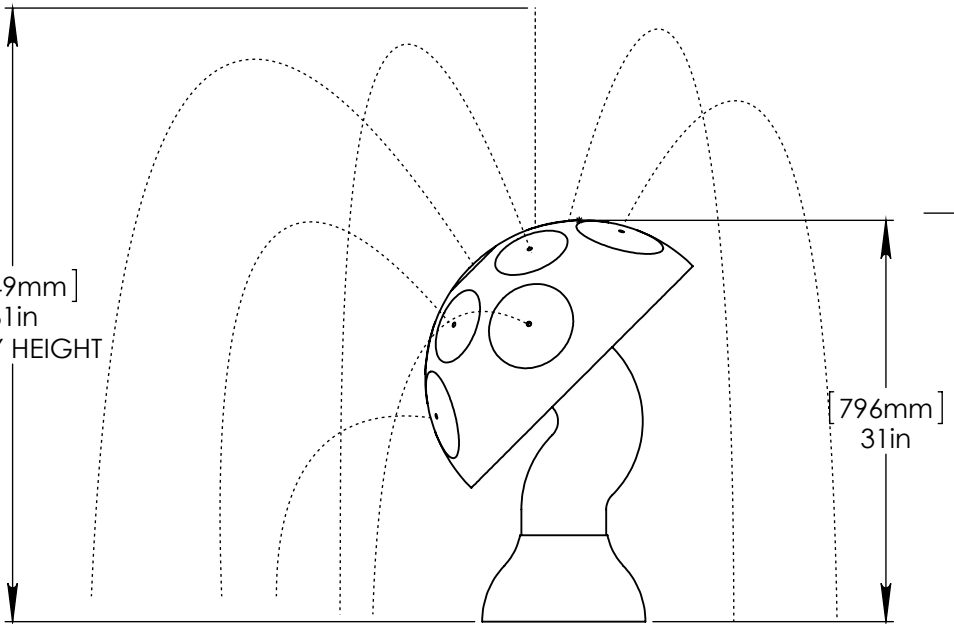
(2) PROVIDE ELECTRICAL BOND WITH POOL REBAR.

(3) INSTALL ALL WATER TOYS PLUMB AND LEVEL.

(4) PROVIDE STRAINER UPSTREAM OF TOY WITH MAX 1#32" (0.8mm) PERFORATIONS.



[1549mm] 61in
SPRAY HEIGHT



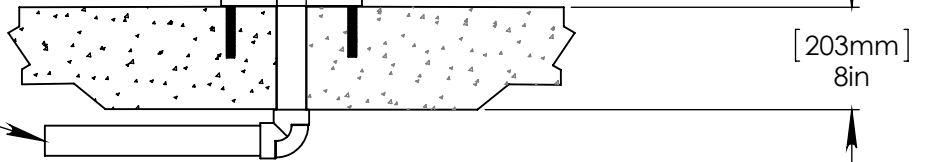
LOWER TOY ONCE FLANGE IS INSTALLED.

1/2" (13mm) STAINLESS STEEL (316) THREADED ROD, WASHER, LOCK WASHER, & NUT. SUGGESTED 7" (180mm) THREADED ROD WITH 6" (150mm) EMBEDMENT.

1" (25mm) HOSE SUPPLIED BY EMPEX.

2" (50mm) TO 1" (25mm) REDUCER TO BE SUPPLIED BY CONTRACTOR.

2" (50mm) PVC SCH 40 PIPE EXTENDED 4" (100mm) ABOVE POOL SLAB.



Notes: Overall dimensions of toys are approximate.

© EMPEX WATERTOYS



WATER SUPPLY
20 gpm @ 25 psi
1.3L/S @ 17.5m

AQUACAP

TR269S

11/5/2014

SCALE:
1:20

Sheet
1 of 1