

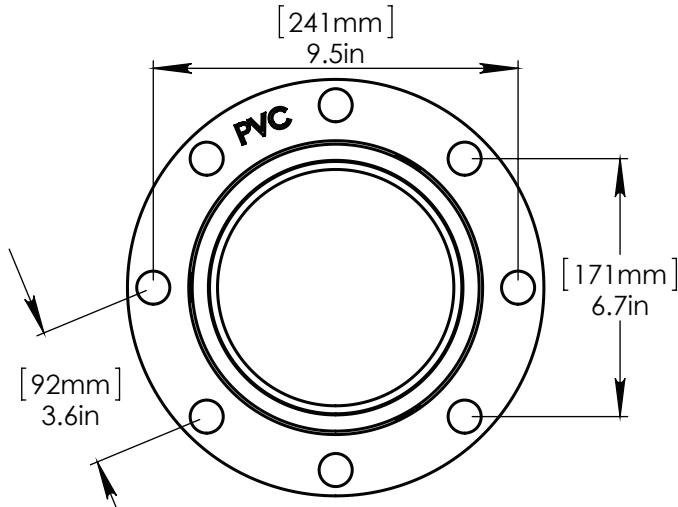
NOTES:

(1) PURGE ALL WATER SUPPLY LINES TO REMOVE SOLIDS PRIOR TO TOY INSTALLATION.

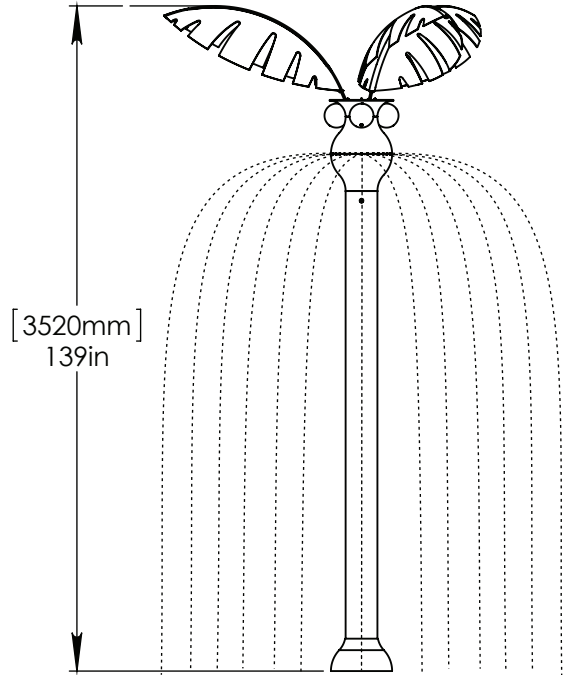
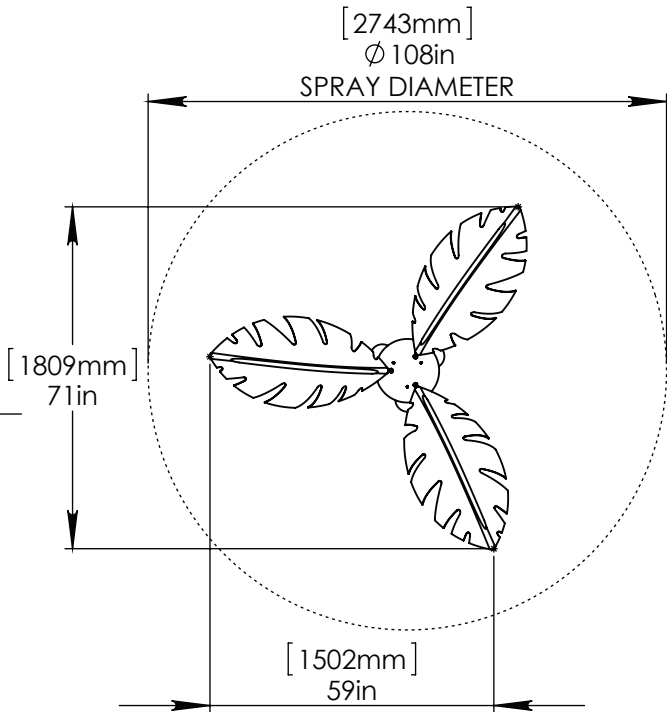
(2) PROVIDE ELECTRICAL BOND WITH POOL REBAR.

(3) INSTALL ALL WATER TOYS PLUMB AND LEVEL.

(4) PROVIDE STRAINER UPSTREAM OF TOY WITH MAX 1/32" (0.8mm) PERFORATIONS.



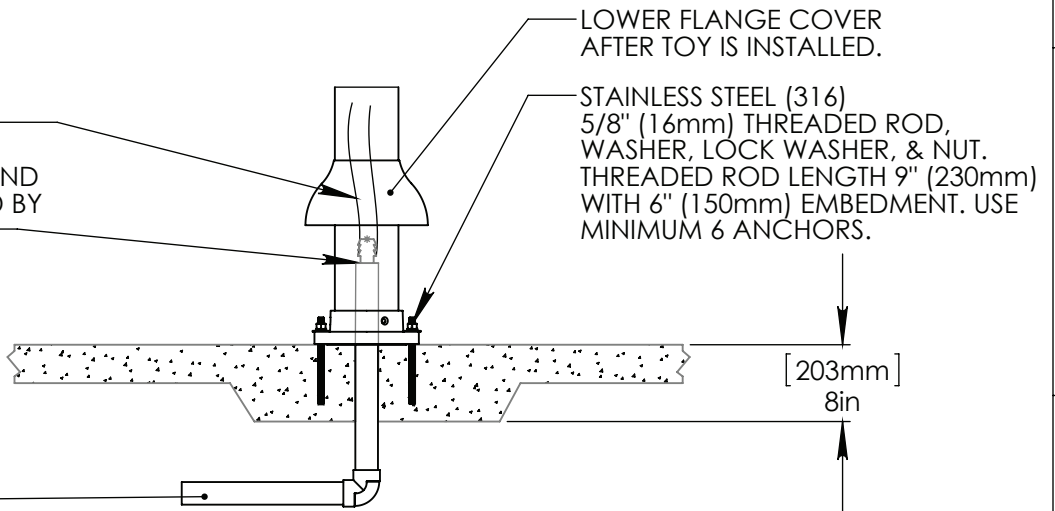
FLANGE DETAIL



1"(25mm) FLEX HOSE PROVIDED BY EMPEX.

2"(50mm)-1" (25mm) FITTING AND HOSE CLAMP TO BE PROVIDED BY CONTRACTOR.

2"(50mm) SCH 40 PVC WATER FEED TO BE EXTENDED 8" (200mm) ABOVE POOL SLAB.



LOWER FLANGE COVER AFTER TOY IS INSTALLED.

STAINLESS STEEL (316) 5/8" (16mm) THREADED ROD, WASHER, LOCK WASHER, & NUT. THREADED ROD LENGTH 9" (230mm) WITH 6" (150mm) EMBEDMENT. USE MINIMUM 6 ANCHORS.

[203mm] 8in

Notes: Overall dimensions of toys are approximate.

© EMPEX WATERTOYS



WATER SUPPLY
30 gpm @ 25 psi
1.89L/S @ 17.5m

AQUAPALM SMALL

TR325S

9/18/2014

SCALE:
1:40

Sheet
1 of 1