

NOTES:

(1) PURGE ALL WATER SUPPLY LINES TO REMOVE SOLIDS PRIOR TO TOY INSTALLATION.

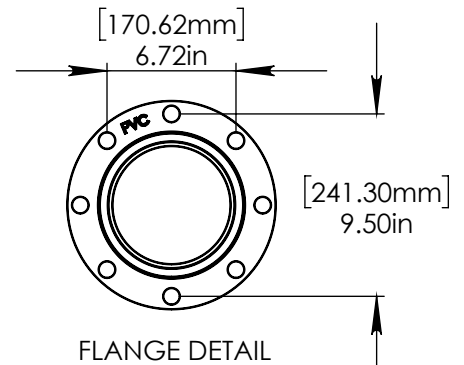
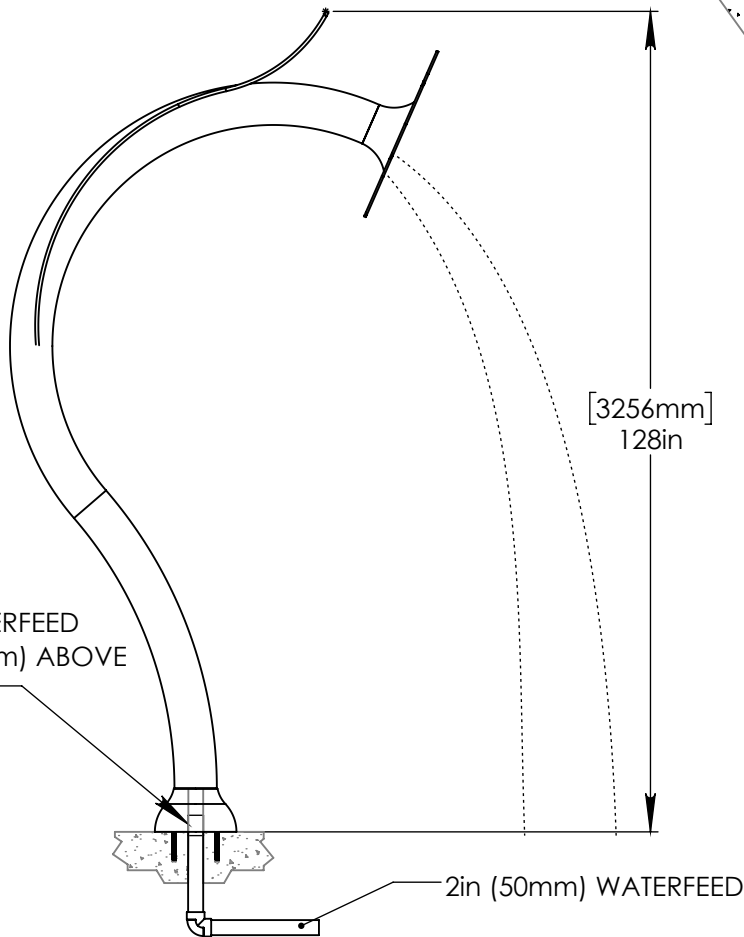
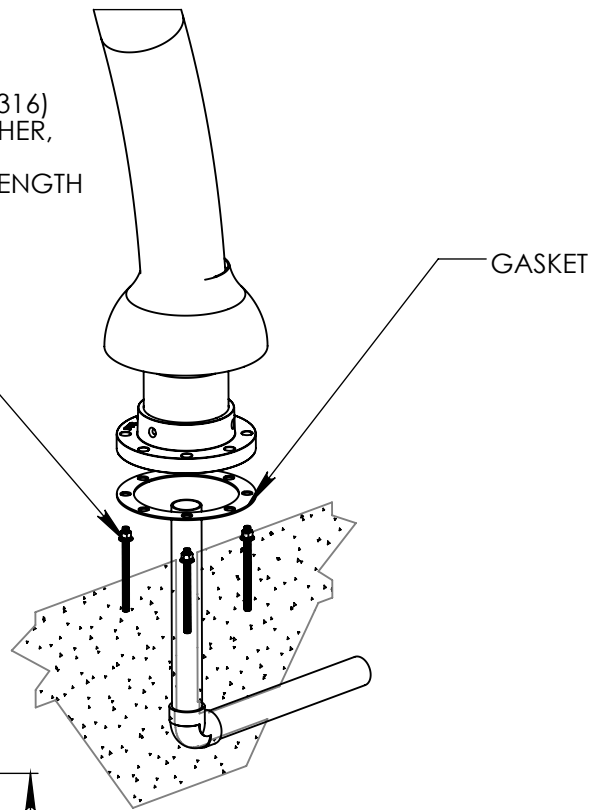
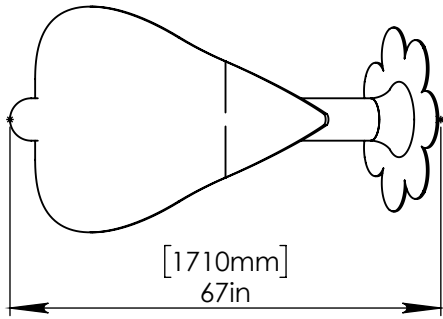
(2) PROVIDE ELECTRICAL BOND WITH POOL REBAR.

(3) INSTALL ALL WATER TOYS PLUMB AND LEVEL.

(4) PROVIDE STRAINER UPSTREAM OF TOY WITH MAX 1/32" (0.8mm) PERFORATIONS.

1/2" (13mm) STAINLESS STEEL (316) THREADED ROD, FENDER WASHER, LOCK WASHER & NUT. SUGGESTED THREADED ROD LENGTH 9"(230mm) WITH 6" (150mm) EMBEDMENT. USE MIN 4 ANCHORS.

GASKET



Notes: Overall dimensions of toys are approximate.

© EMPEX WATERTOYS

WATER SUPPLY

70 gpm @ 25 psi
4.4L/S @17.5m

AQUALEAF

TR343

8/8/2016

SCALE:
1:30

Sheet
1 of 1