

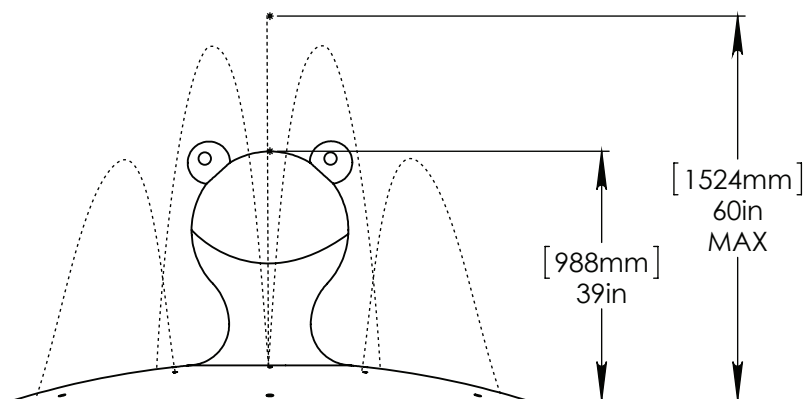
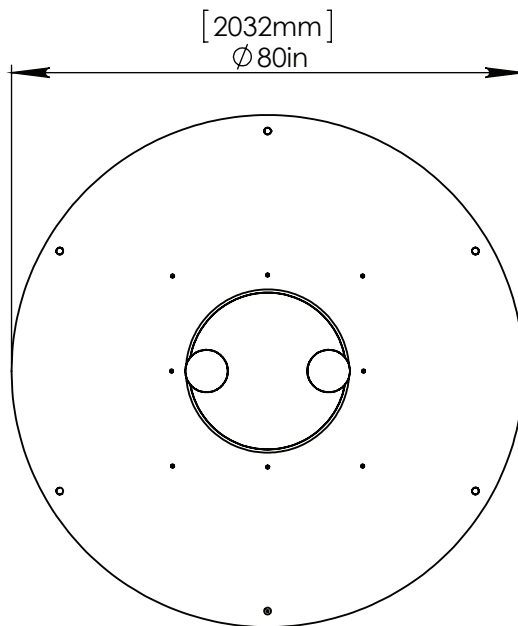
**NOTES:**

(1) PURGE ALL WATER SUPPLY LINES TO REMOVE SOLIDS PRIOR TO TOY INSTALLATION.

(2) PROVIDE ELECTRICAL BOND WITH POOL REBAR.

(3) INSTALL ALL WATER TOYS PLUMB AND LEVEL.

(4) PROVIDE STRAINER UPSTREAM OF TOY WITH MAX  $1\frac{1}{32}$ " (0.8mm) PERFORATIONS.



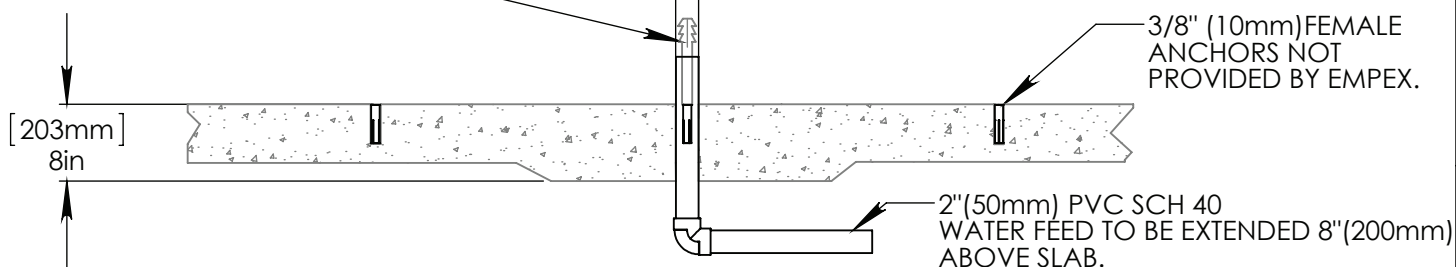
1 1/2" (38mm) FLEX HOSE PROVIDED BY EMPEX.

2" (50mm)-1 1/2" (38mm) FITTING AND HOSE CLAMP TO BE PROVIDED BY CONTRACTOR.

YELLOW CAP

3/8" (10mm) HEX BOLT. 3" (75mm) LONG

3/8" (10mm) WASHER



Notes: Overall dimensions of toys are approximate.

© EMPEX WATERTOYS

**WATER SUPPLY**

45 gpm @ 10 psi  
2.8L/S @ 7m

**AQUAPAD**

TR448

9/17/2014

SCALE:  
1:30

Sheet  
1 of 1