

1

2

3

4

NOTES:

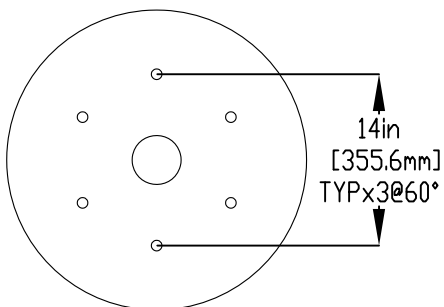
(1) PURGE ALL WATER SUPPLY LINES TO REMOVE SOLIDS PRIOR TO TOY INSTALLATION.

(2) PROVIDE ELECTRICAL BOND WITH POOL REBAR.

(3) INSTALL ALL WATER TOYS PLUMB AND LEVEL.

(4) PROVIDE STRAINER UPSTREAM OF TOY WITH MAX PERFORATIONS.


1#32" (0.8mm)



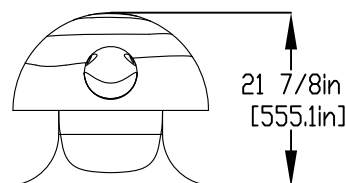
FLANGE DETAIL

Ø84in [2133.6mm]
SPRAY DIAMETER

31 3/8in
[796.0mm]



42in
[1066.8mm]
SPRAY HEIGHT



LOWER TOP TOY PORTION
ONTO BASE.

1/2" (13mm) STAINLESS STEEL (316)
THREADED ROD, WASHER, LOCK WASHER,
& NUT. SUGGESTED 5" (125mm) THREADED
ROD WITH 4"(100mm) EMBEDMENT.
TO BE PROVIDED BY CONTRACTOR

1" (25mm) HOSE
PROVIDED BY EMPEX.

2" (50mm) COUPLING, 2"
(50mm) - 1" (25mm) REDUCER,
1" (25mm) HOSEBARB AND 1"
(25mm) SS CLAMP, TO BE
PROVIDED BY CONTRACTOR

2" (50mm) PVC SCH 40 PIPE
EXTENDED 4" (100mm)
ABOVE POOL SLAB.

2" (50mm) PVC SCH 40
WATER FEED

8in [203.2mm]

Notes: Overall dimensions of toys are approximate.
Approximate Weight: 42lbs / 19.1kgs

© EMPEX WATERTOYS



WATER SUPPLY

20 gpm @ 25 psi
1.26 L/S @ 17.5m

AQUATORT

Z204

11/06/2020

SCALE:

Sheet
1 of 1

1

2

3

4