

8 7 6 5 4 3 2 1

AREA: 15780 SQ/FT
1466 SQ/M



EMPEX WATERTOYS
50 INNOVATOR AVENUE
STOUFFVILLE, ON
Canada, L4A 0Y2

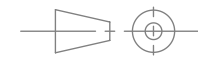
Tel: 905 640 3994 Fax: 905 640 5430
Toll Free: 1 866 833 8580

File Name:
MEXICO JUNGLE GREEN layout

CUSTOMER:

**MEXICO JUNGLE
R2**

PROJECTION ANGLE



B
SIZE

SHEET SCALE:
1:512

UNITS

Drawings are strictly Design Drawings and not intended to be used for toolmaking purposes. They are not considered final engineering drawings. Specifications for tolerances, tooling and manufacturing are the responsibility of the manufacturer unless otherwise specified.

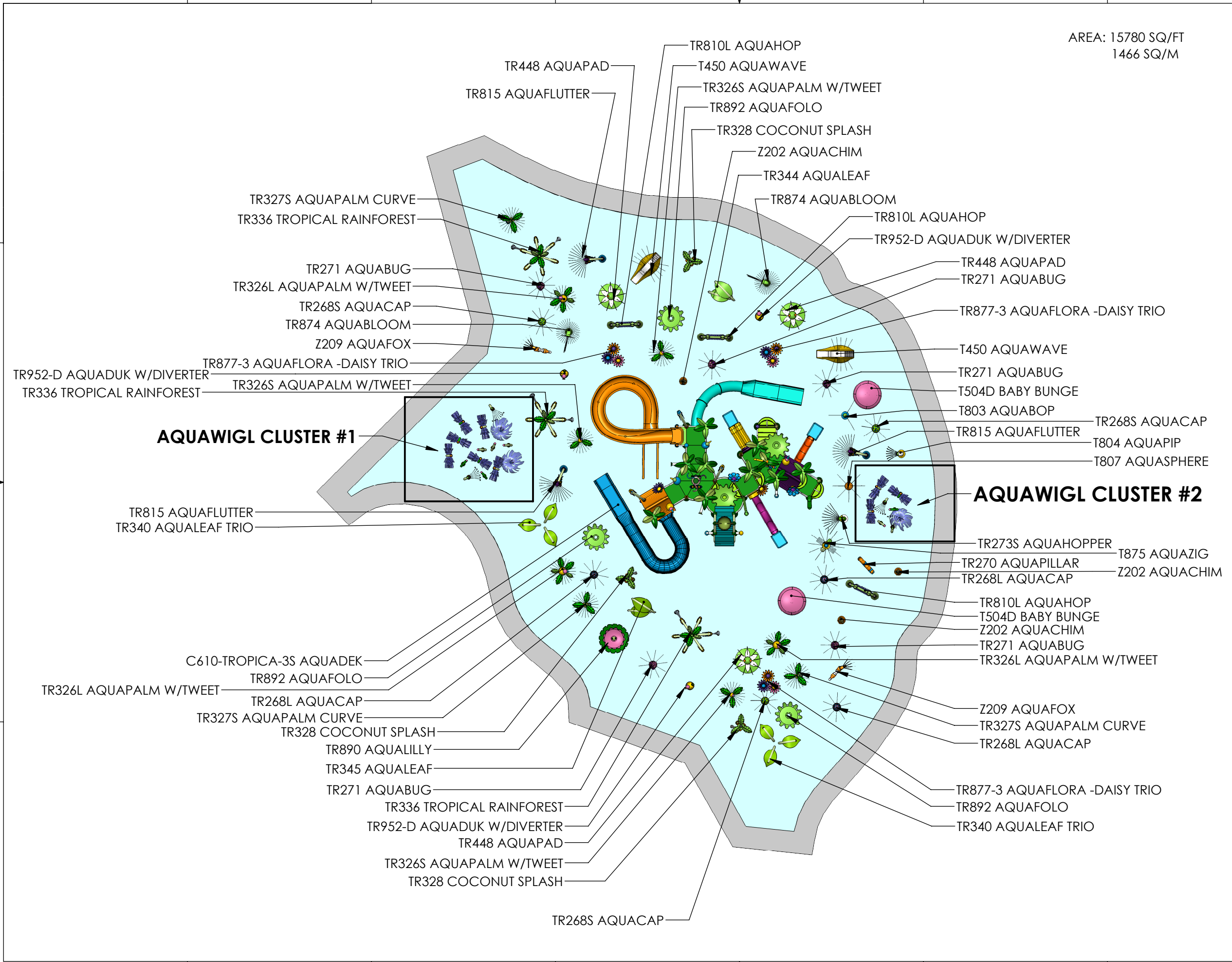
All copyright, design and other intellectual property rights in the contents hereof are the sole and exclusive property of EMPEX WATERTOYS. The provision of this document to you does not afford you any ownership, rights or license to use or reproduce same, all of which remains the property of EMPEX WATERTOYS. Reproduction, storage in a retrieval system, or transmission in any form by any means, whether electronic, mechanical or otherwise, in whole or in part, without the prior written consent of EMPEX WATERTOYS, is strictly prohibited.

LAST REVISED ON

NAME	Eric	REV
DATE	7/15/2020	

SHEET 1 of 3

D
C
B
A



8 7 6 5 4 3 2 1

8

7

6

5


4

3

2

1

AREA: 15780 SQ/FT
1466 SQ/M



EMPEX WATERTOYS
50 INNOVATOR AVENUE
STOUFFVILLE, ON
Canada, L4A 0Y2

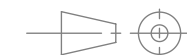
Tel: 905 640 3994 Fax: 905 640 5430
Toll Free: 1 866 833 8580

File Name:
MEXICO JUNGLE GREEN layout

CUSTOMER:

**MEXICO JUNGLE
R2**

PROJECTION ANGLE



B

SIZE

SHEET SCALE:
1:500

UNITS

Drawings are strictly Design Drawings and not intended to be used for toolmaking purposes. They are not considered final engineering drawings. Specifications for tolerances, tooling and manufacturing are the responsibility of the manufacturer unless otherwise specified.

All copyright, design and other intellectual property rights in the contents hereof are the sole and exclusive property of EMPEX WATERTOYS. The provision of this document to you does not afford you any ownership, rights or license to use or reproduce same, all of which remains the property of EMPEX WATERTOYS. Reproduction, storage in a retrieval system, or transmission in any form by any means, whether electronic, mechanical or otherwise, in whole or in part, without the prior written consent of EMPEX WATERTOYS, is strictly prohibited.

LAST REVISED ON

NAME

Eric

REV

DATE

7/15/2020

SHEET 2 of 3

D

C

B

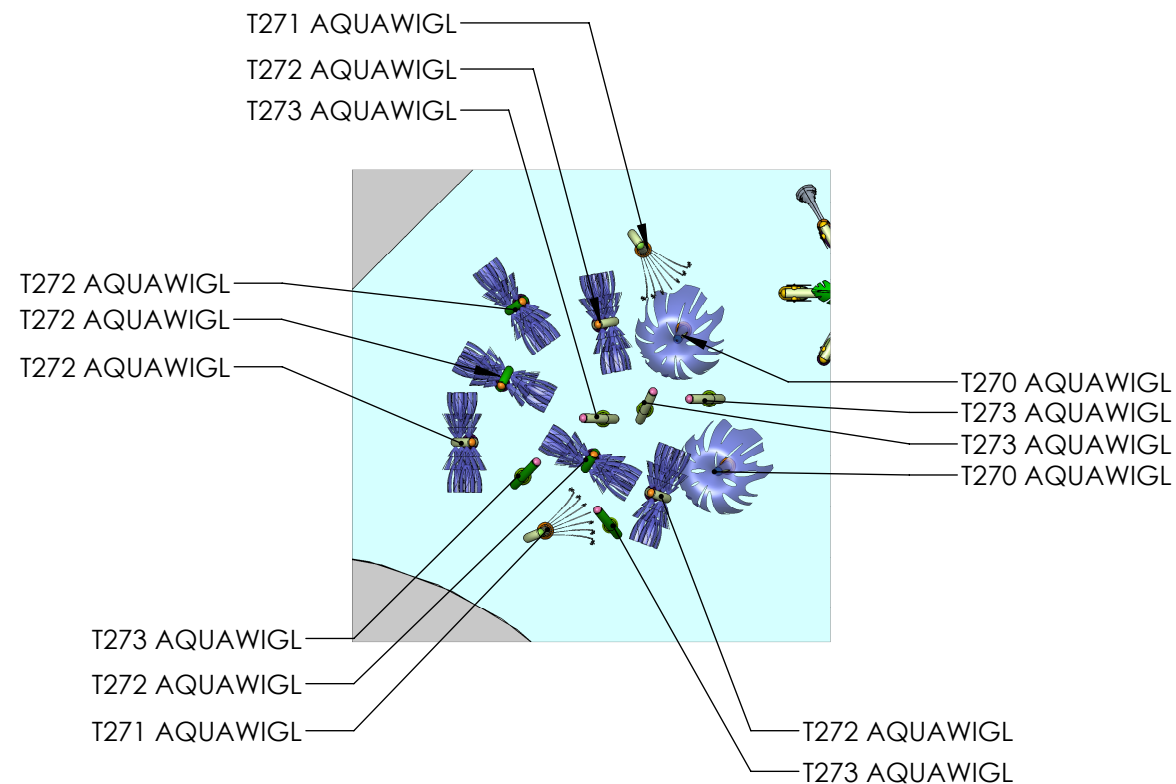
A

D

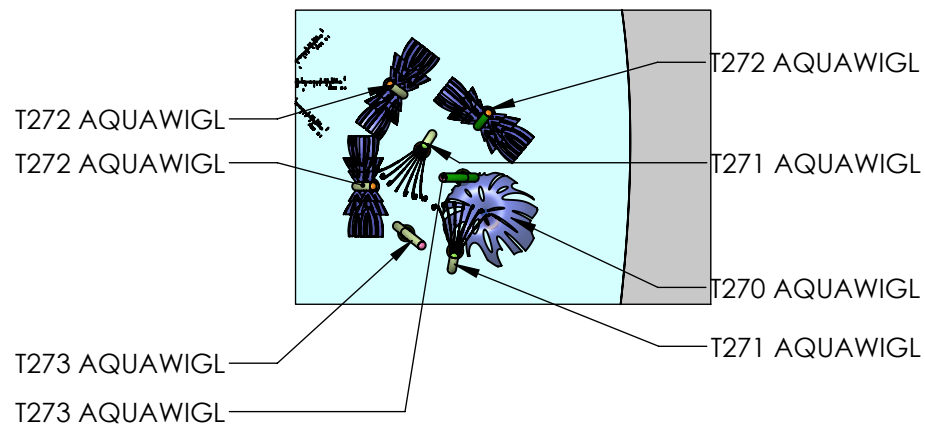
C

B

A



AQUAWIGL CLUSTER #1



AQUAWIGL CLUSTER #2

8

7

6

5

4

3

2

1

Qty	Toy	Description	MIN GPM PER FEATURE	MAX GPM PER FEATURE	MIN LtPs PER FEATURE	MAX LtPs PER FEATURE	TOTAL MIN GPM	TOTAL MAX GPM	TOTAL MIN LtpS	TOTAL MAX LtpS	System Pressure (PSI)
3	T270	Aquawigl	21	30	1.3	1.89	63	90	3.969	5.67	25
4	T271	Aquawigl	21	30	1.3	1.89	84	120	5.292	7.56	25
9	T272	Aquawigl	21	30	1.3	1.89	189	270	11.907	17.01	25
7	T273	Aquawigl	21	30	1.3	1.89	147	210	9.261	13.23	25
2	T450	Aquawave	21	30	1.3	1.89	42	60	2.646	3.78	25
2	T504D	Baby Bungee	n/a	n/a	n/a	n/a	n/a	n/a	n/a	n/a	n/a
1	T803	Aquabop	21	30	1.3	1.89	21	30	1.323	1.89	25
1	T804	Aquapip	21	30	1.3	1.89	21	30	1.323	1.89	25
1	T807	Aquashere	21	30	1.3	1.89	21	30	1.323	1.89	25
1	T875	Aquazig	42	60	2.7	3.79	42	60	2.653	3.79	25
3	TR268S	Aquacap	14	20	0.9	1.3	42	60	2.73	3.9	25
3	TR268L	Aquacap	14	20	0.9	1.3	42	60	2.73	3.9	25
1	TR270	Aquapillar	35	50	2.2	3.2	35	50	2.24	3.2	25
5	TR271	Aquabug	14	20	0.9	1.3	70	100	4.55	6.5	25
1	TR273S	Aquahopper	21	30	1.3	1.89	21	30	1.323	1.89	25
3	TR326S	Aquapalm w/Tweet	21	30	1.3	1.89	63	90	3.969	5.67	25
3	TR326L	Aquapalm w/Tweet	21	30	1.3	1.89	63	90	3.969	5.67	25
3	TR327S	Aquapalm Curve	21	30	1.3	1.89	63	90	3.969	5.67	25
3	TR328	Coconut Splash	21	30	1.3	1.89	63	90	3.969	5.67	25
3	TR336	Tropical Rainforest	35	50	2.2	3.15	105	150	6.615	9.45	25
2	TR340-3	Aqualeaf Trio	49	70	3.1	4.4	294	420	18.48	26.4	25
1	TR344	Aqualeaf	21	30	1.3	1.89	21	30	1.323	1.89	25
1	TR345	Aqualeaf	21	30	1.3	1.89	21	30	1.323	1.89	25
3	TR448	Aquapad	32	45	2.0	2.8	94.5	135	5.88	8.4	25
3	TR810L	Aquahop	25	35	1.5	2.21	73.5	105	4.641	6.63	25
3	TR815	Aquafutter	21	30	1.3	1.89	63	90	3.969	5.67	25
2	TR874	Aquabloom	42	60	2.7	3.79	84	120	5.306	7.58	25
3	TR877-3	Aquaflora-Daisy Trio	80	114	5.0	7.2	718.2	1026	45.36	64.8	25
1	TR890	Aqualilly	280	400	17.7	25.3	280	400	17.71	25.3	25
3	TR892	Aquafofo	140	200	8.8	12.63	420	600	26.523	37.89	25
3	TR952-D	Aquaduk w/Diverter	21	30	1.3	1.89	63	90	3.969	5.67	25
3	Z202	Aquachim	21	30	1.3	1.89	63	90	3.969	5.67	25
2	Z209	Aquafox	21	30	1.3	1.89	42	60	2.646	3.78	25
1	C610-TROPICA-3S	Aquadek	1120	1600	64.4	92	1120	1600	64.4	92	25
90		TOTALS					4554.2	6506	281.26	401.8	

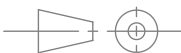


EMPEX WATER TOYS
50 INNOVATOR AVENUE
STOUFFVILLE, ON
Canada, L4A 0Y2
Tel: 905 640 3994 Fax: 905 640 5430
Toll Free: 1 866 833 8580

File Name:
MEXICO JUNGLE GREEN layout

CUSTOMER:

MEXICO JUNGLE R2

PROJECTION ANGLE  **B**
SIZE

SHEET SCALE:
1:500 UNITS

Drawings are strictly Design Drawings and not intended to be used for toolmaking purposes. They are not considered final engineering drawings. Specifications for tolerances, tooling and manufacturing are the responsibility of the manufacturer unless otherwise specified.

All copyright, design and other intellectual property rights in the contents hereof are the sole and exclusive property of EMPEX WATER TOYS. The provision of this document to you does not afford you any ownership, rights or license to use or reproduce same, all of which remains the property of EMPEX WATER TOYS. Reproduction, storage in a retrieval system, or transmission in any form by any means, whether electronic, mechanical or otherwise, in whole or in part, without the prior written consent of EMPEX WATER TOYS, is strictly prohibited.

LAST REVISED ON		REV
NAME	Eric	
DATE	7/15/2020	