



Qty	Toy	Description	MIN GPM PER FEATURE	MAX GPM PER FEATURE	MIN LtpS PER FEATURE	MAX LtpS PER FEATURE	TOTAL MIN GPM	TOTAL MAX GPM	TOTAL MIN LtpS	TOTAL MAX LtpS	System Pressure (PSI)
1	J110	Large Crown Jet	19	27	1.2	1.7	18.9	27	1.19	1.7	10
1	K024	Aquadunker	49	70	3.1	4.4	49	70	3.08	4.4	25
2	T402P	Watershooter	1	2	0.1	0.12	2.8	4	0.168	0.24	25
1	T811	Aquabow	25	35	1.5	2.21	24.5	35	1.547	2.21	25
1	T875	Aquazig	42	60	2.7	3.79	42	60	2.653	3.79	25
1	T887M	Aquabrello Mini Medium	42	60	8.8	12.6	42	60	8.82	12.6	10
7		TOTALS					179.2	256	17.458	24.94	

**AREA: 836 SQ/FT
77 SQ/M**



REVISIONS				
ZONE	REV.	DESCRIPTION	DATE	APPROVED



EMPEX WATERTOYS
50 INNOVATOR AVENUE
STOUFFVILLE, ON
Canada, L4A 0Y2

Tel: 905 640 3994 Fax: 905 640 5430
Toll Free: 1 866 833 8580

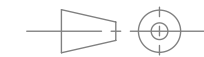
File Name:
GREENSCAPES SPLASHPAD layout

CUSTOMER:

**GREENSCAPES
SPLASHPAD**

layout
R2

PROJECTION ANGLE



B
SIZE

SHEET SCALE:
1:192

UNITS

Drawings are strictly Design Drawings and not intended to be used for toolmaking purposes. They are not considered final engineering drawings. Specifications for tolerances, tooling and manufacturing are the responsibility of the manufacturer unless otherwise specified.

All copyright, design and other intellectual property rights in the contents hereof are the sole and exclusive property of EMPEX WATERTOYS. The provision of this document to you does not afford you any ownership, rights or license to use or reproduce same, all of which remains the property of EMPEX WATERTOYS. Reproduction, storage in a retrieval system, or transmission in any form by any means, whether electronic, mechanical or otherwise, in whole or in part, without the prior written consent of EMPEX WATERTOYS, is strictly prohibited.

LAST REVISED ON

NAME	Eric
DATE	11/18/2021

REV

SHEET 1 of 1

