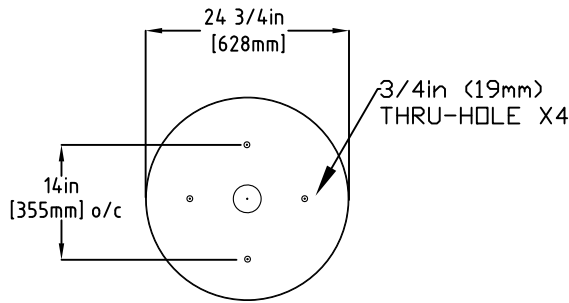
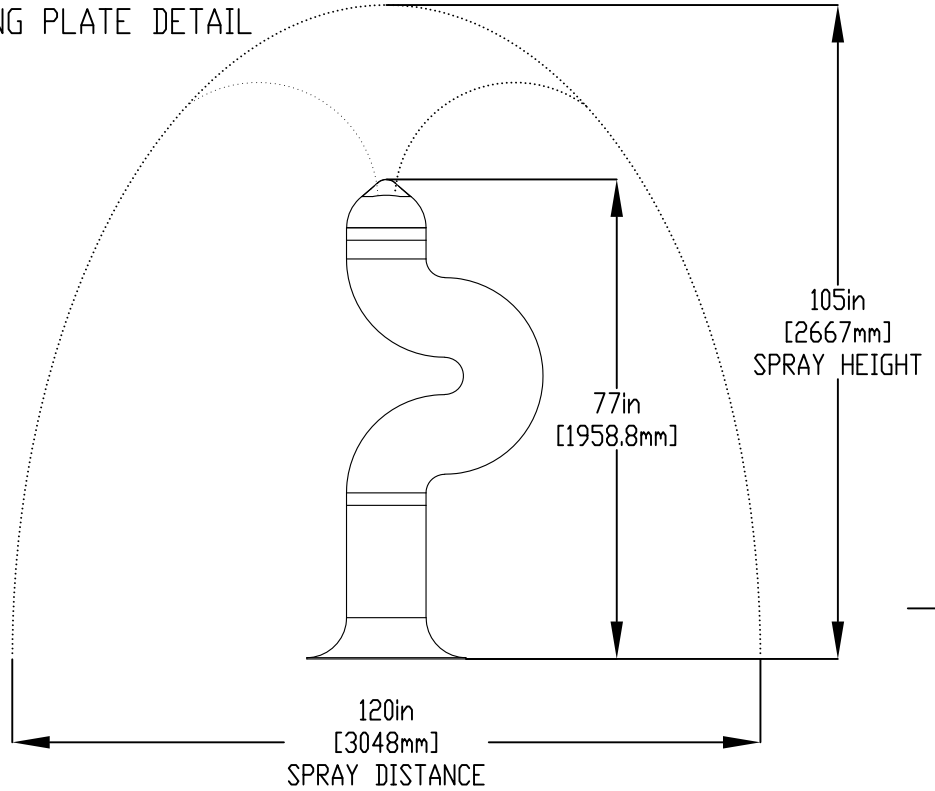
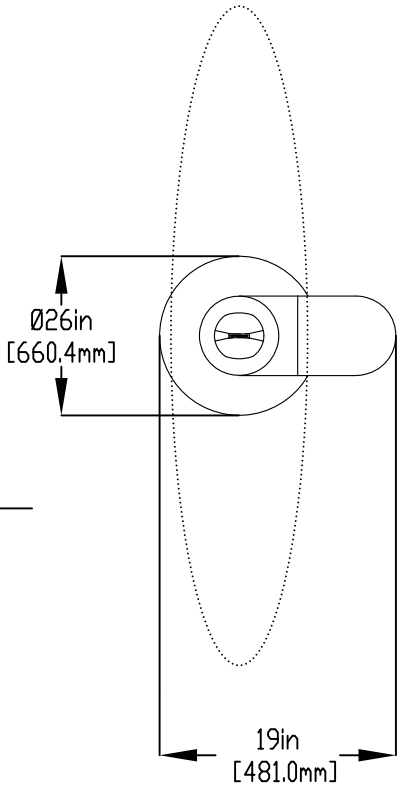


NOTES:

- (1) PURGE ALL WATER SUPPLY LINES TO REMOVE SOLIDS PRIOR TO TOY INSTALLATION.
- (2) PROVIDE ELECTRICAL BOND WITH POOL REBAR.
- (3) INSTALL ALL WATER TOYS PLUMB AND LEVEL.
- (4) PROVIDE STRAINER UPSTREAM OF TOY WITH MAX 1/32" (0.8mm) PERFORATIONS.



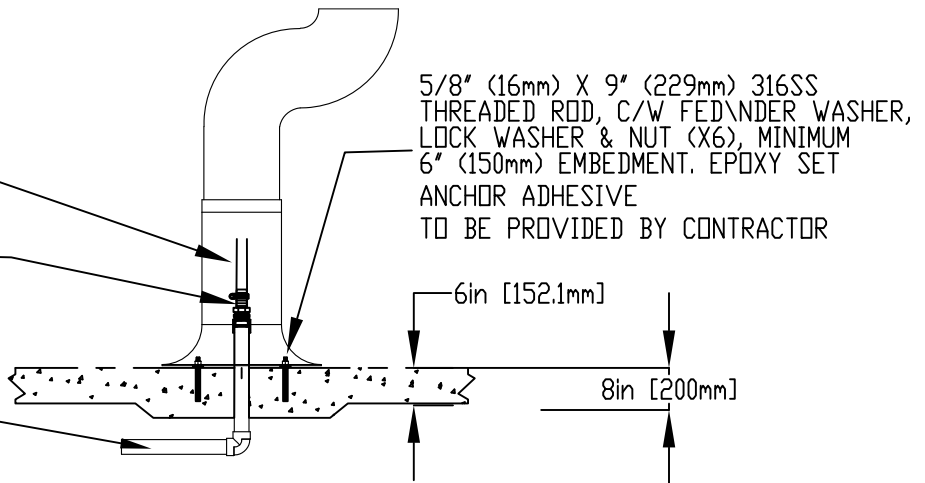
MOUNTING PLATE DETAIL



1" (25mm) FLEX HOSE PROVIDED BY EMPEX.

2" (50mm) COUPLING,
2" (50mm)-1" (25mm) REDUCER,
1" (25mm) HOSEBARB W/SS CLAMP
TO BE SUPPLIED BY CONTRACTOR

WATERFEED
2" (50mm) SCH 40 PVC PIPE
6" (152mm) ABOVE SLAB.



Notes: Overall dimensions of toys are approximate.
Approximate Weight: TBD

© EMPEX WATERTOYS



WATER SUPPLY
15 gpm @ 25 psi
1 L/S @17.5m

AQUAJOG

T805

11/05/2018

SCALE:

Sheet 1 of 1