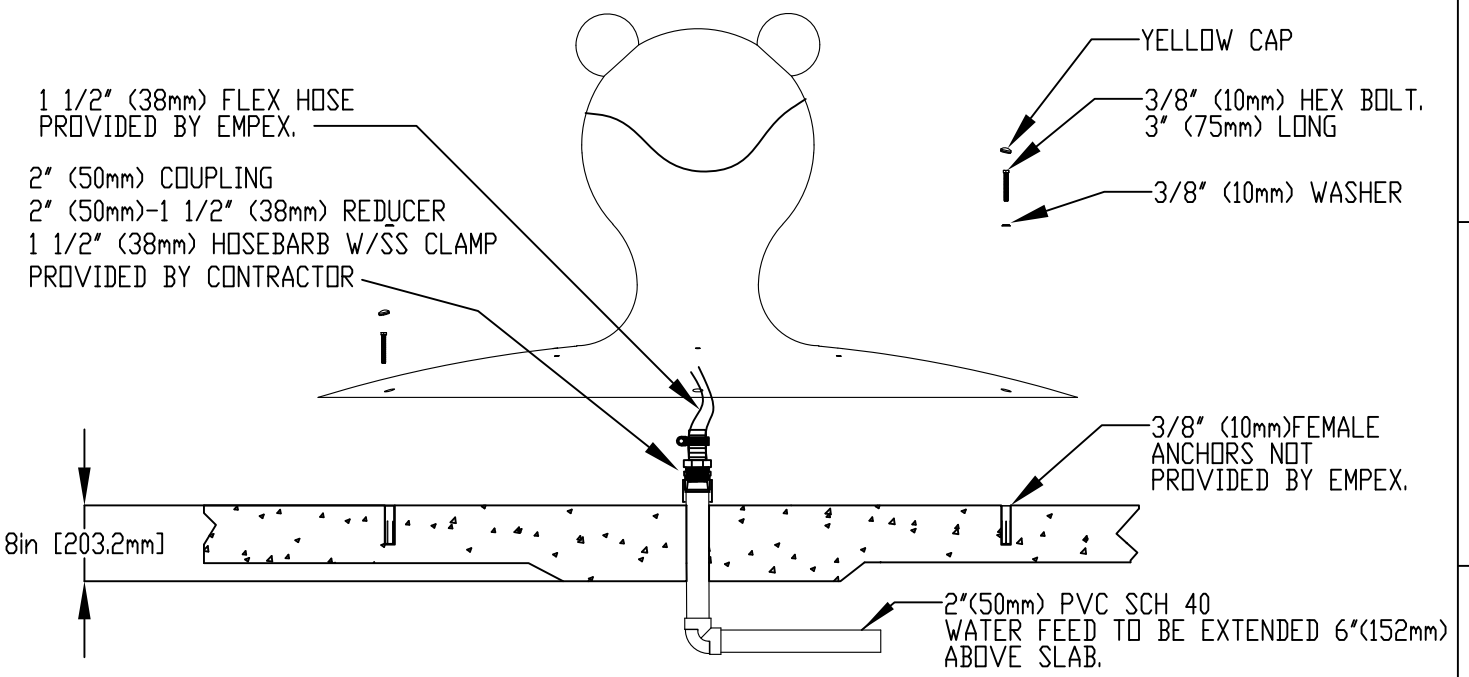
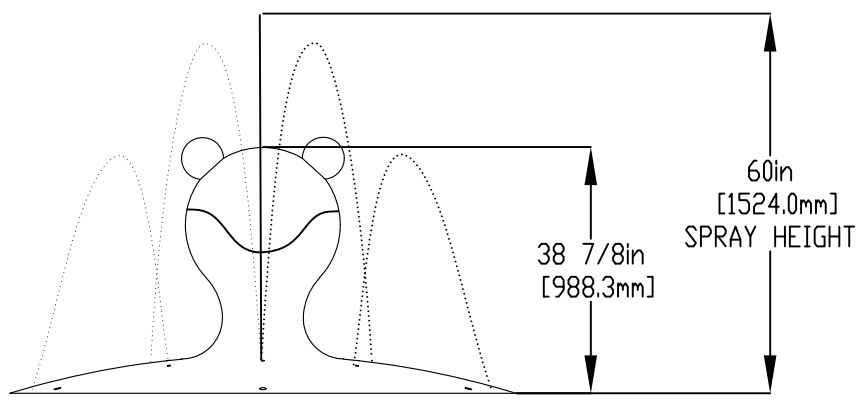
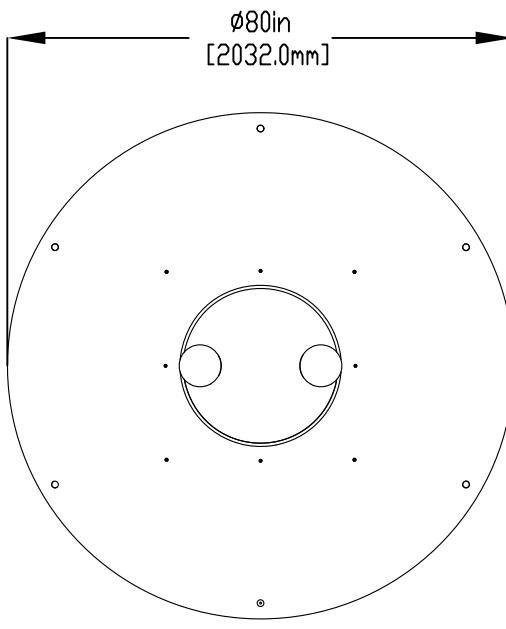


NOTES:

- (1) PURGE ALL WATER SUPPLY LINES TO REMOVE SOLIDS PRIOR TO TOY INSTALLATION.
- (2) PROVIDE ELECTRICAL BOND WITH POOL REBAR.
- (3) INSTALL ALL WATER TOYS PLUMB AND LEVEL.
- (4) PROVIDE STRAINER UPSTREAM OF TOY WITH MAX 1/32" (0.8mm) PERFORATIONS.



1 1/2" (38mm) FLEX HOSE PROVIDED BY EMPEX.

2" (50mm) COUPLING

2" (50mm)-1 1/2" (38mm) REDUCER

1 1/2" (38mm) HOSEBARB W/SS CLAMP PROVIDED BY CONTRACTOR

YELLOW CAP

3/8" (10mm) HEX BOLT, 3" (75mm) LONG

3/8" (10mm) WASHER

3/8" (10mm) FEMALE ANCHORS NOT PROVIDED BY EMPEX.

2" (50mm) PVC SCH 40 WATER FEED TO BE EXTENDED 6" (152mm) ABOVE SLAB.

Notes: Overall dimensions of toys are approximate.
Approximate Weight: 195lbs (88.6kbs)

© EMPEX WATERTOYS



WATER SUPPLY
45 gpm @ 10 psi
2.8L/S @ 7m

AQUAPAD

TR448

29/08/2023

SCALE:

Sheet 1 of 1