

1

2

3

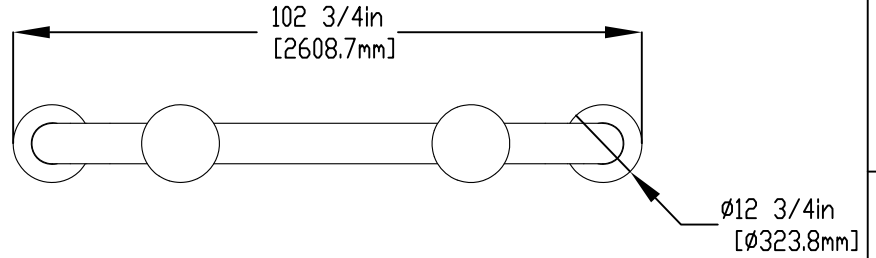
4

NOTES:

- (1) PURGE ALL WATER SUPPLY LINES TO REMOVE SOLIDS PRIOR TO TOY INSTALLATION.
- (2) PROVIDE ELECTRICAL BOND WITH POOL REBAR.
- (3) INSTALL ALL WATER TOYS PLUMB AND LEVEL.
- (4) PROVIDE STRAINER UPSTREAM OF TOY WITH MAX 1/32" (0.8mm) PERFORATIONS.

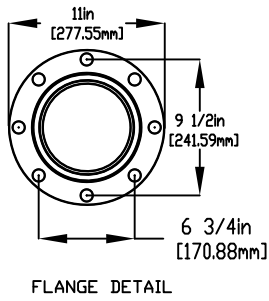
A

A



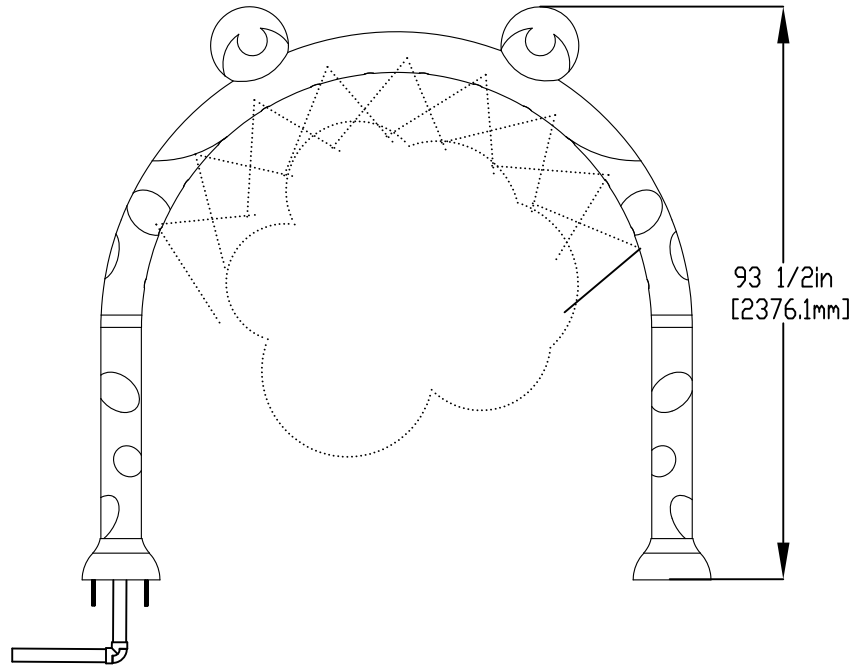
B

B



C

C



D

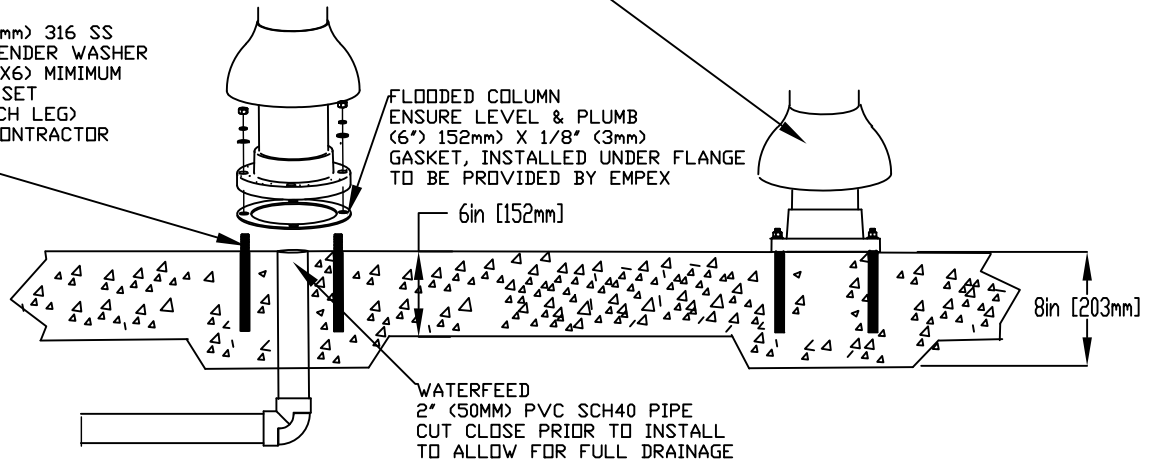
D

LOWER FLANGE COVERS AFTER TOY IS INSTALLED

5/8" (16mm) X 9" (229mm) 316 SS THREADED ROD, C/W FENDER WASHER LOCK WASHER & NUT (X6) MINIMUM 6" EMBEDMENT, EPOXY SET ANCHOR ADHESIVE (EACH LEG) TO BE PROVIDED BY CONTRACTOR (2) SETS

E

E



F

F



Notes: Overall dimensions of toys are approximate.
Approximate Weight: 150lbs / 68.2kgs

© EMPEX WATERTOYS

WATER SUPPLY
30 gpm @ 25 psi
1.89L/S @17.5m

AQUAHOP SMALL

TR810S

05/01/2021

SCALE:

Sheet 1 of 1

1

2

3

4