

1

2

3

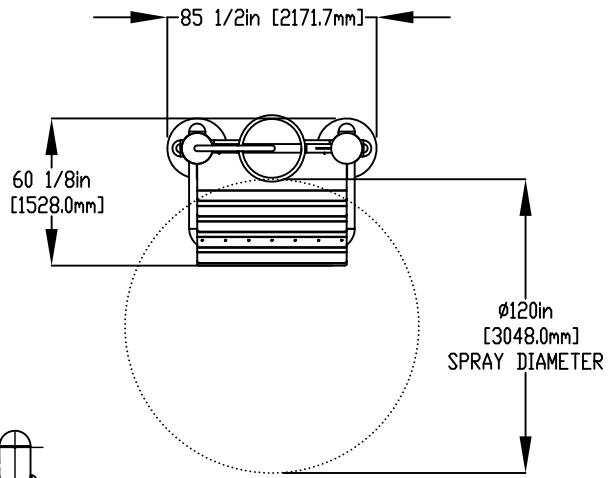
4

NOTES:

- (1) PURGE ALL WATER SUPPLY LINES TO REMOVE SOLIDS PRIOR TO TOY INSTALLATION.
- (2) PROVIDE ELECTRICAL BOND WITH POOL REBAR.
- (3) INSTALL ALL WATER TOYS PLUMB AND LEVEL.
- (4) PROVIDE STRAINER UPSTREAM OF TOY WITH MAX 1/32" (0.8mm) PERFORATIONS.

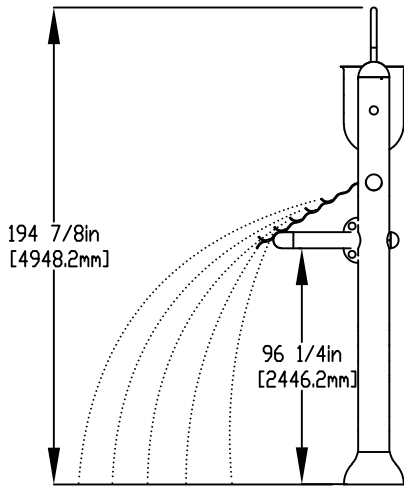
A

A



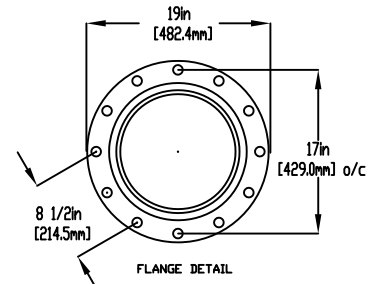
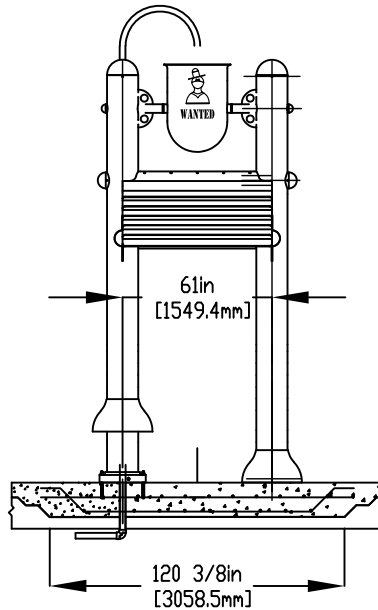
B

B



C

C



D

D

2" (50mm) FLEX HOSE PROVIDED BY EMPEX

5/8" (16mm) X 9" (229mm) 316SS THREADED ROD, C/W FENDER WASHER, LOCK WASHER, & NUT (X6). MINIMUM 7" (178mm) EMBEDMENT, EPOXY SET ANCHOR ADHESIVE TO BE PROVIDED BY CONTRACTOR

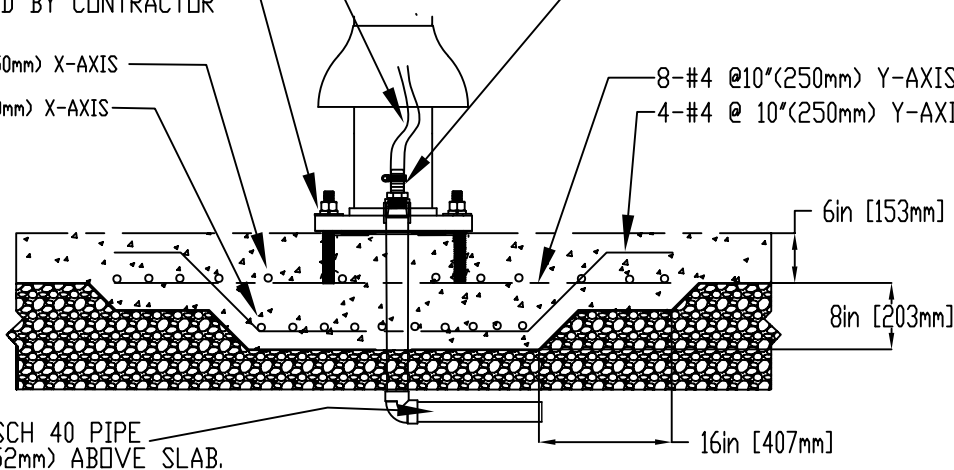
2" (50mm) COUPLING
2" (50mm) HOSEBARB W/ SS CLAMP TO BE PROVIDED BY CONTRACTOR

12- #4 @ 10" (250mm) X-AXIS
10- #4 @ 10" (250mm) X-AXIS

8-#4 @ 10" (250mm) Y-AXIS
4-#4 @ 10" (250mm) Y-AXIS

E

E



WATERFEED
2" (50mm) PVC SCH 40 PIPE
EXTENDED 6" (152mm) ABOVE SLAB.

F

F



Notes: Overall dimensions of toys are approximate.
Approximate Weight: 540lbs / 245.5kgs

© EMPEX WATERTOYS

WATER SUPPLY

70 gpm @ 25 psi
4.4 L/S @ 17.5m

WESTERN AQUADUNKER

AW024

01/03/2021

SCALE:

Sheet
1 of 1

1

2

3

4