

1

2

3

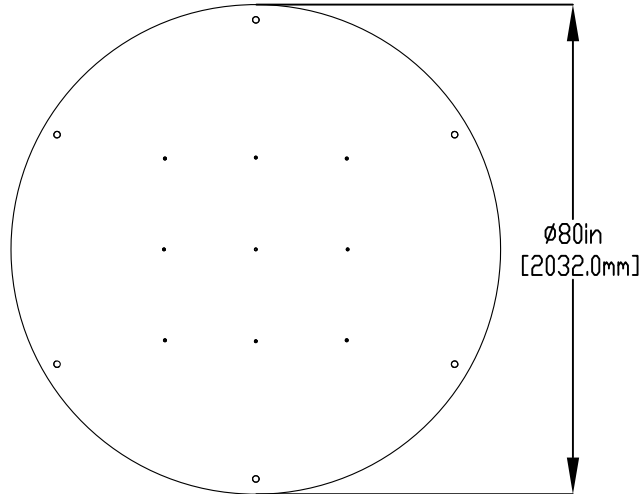
4

NOTES:

- (1) PURGE ALL WATER SUPPLY LINES TO REMOVE SOLIDS PRIOR TO TOY INSTALLATION.
- (2) PROVIDE ELECTRICAL BOND WITH POOL REBAR.
- (3) INSTALL ALL WATER TOYS PLUMB AND LEVEL.
- (4) PROVIDE STRAINER UPSTREAM OF TOY WITH MAX 1/32" (0.8mm) PERFORATIONS.

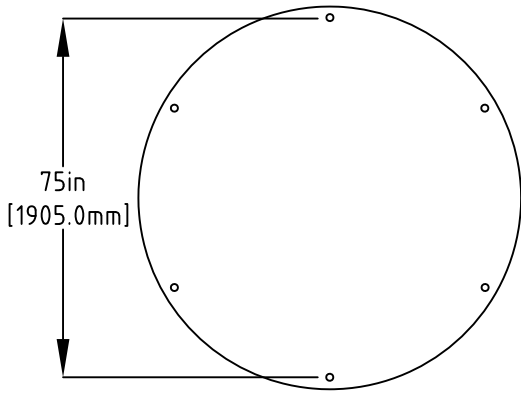
A

A

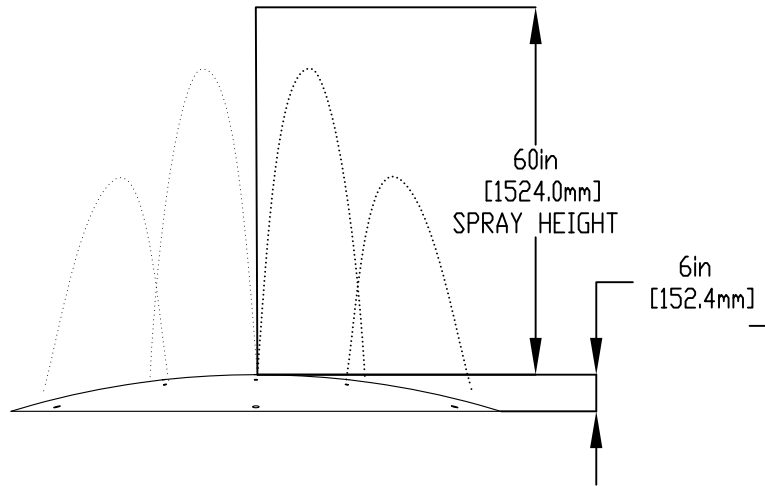


B

B



BOLT PATTERN

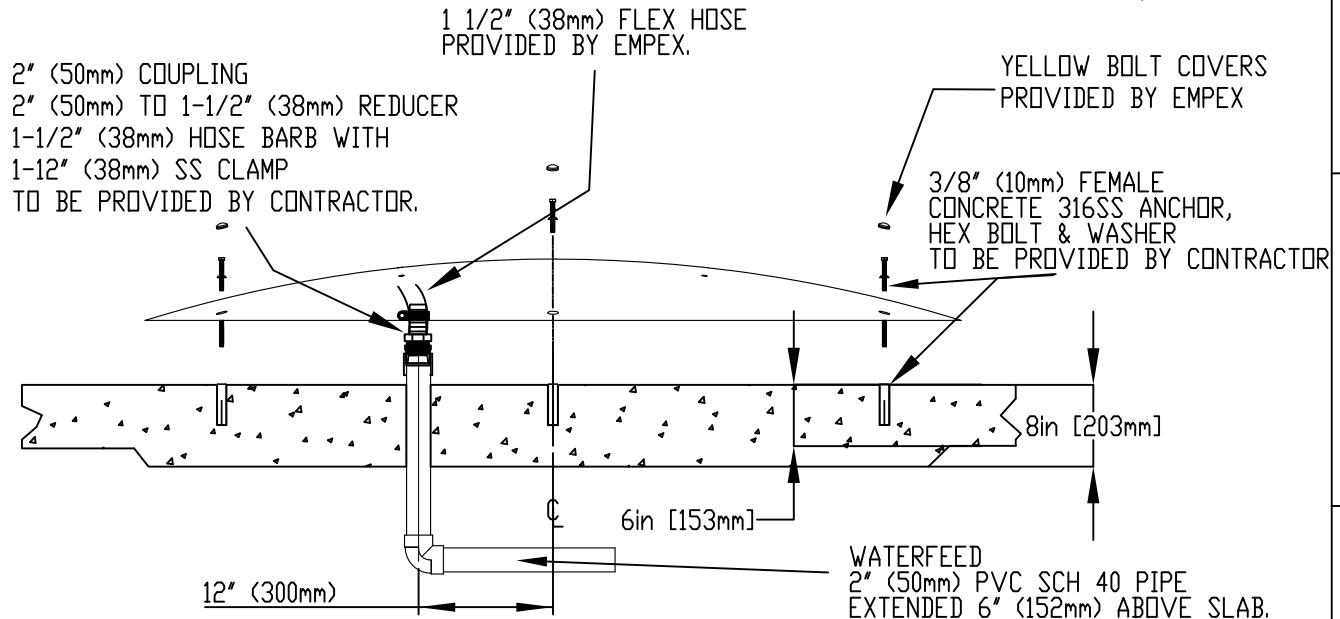


C

C

D

D



E

E

F

F



Notes: Overall dimensions of toys are approximate.  
 Approximate Weight: 74lbs / 33.6kgs

© EMPEX WATERTOYS

WATER SUPPLY  
 45 gpm @ 10 psi  
 2.84L/S @ 7m

AQUADOME

T447

10/03/2022

SCALE:

Sheet 1 of 1

1

2

3

4